



# Community Safety & Well-Being Planning

THE MUNICIPALITIES OF BRUCE AND GREY



**A Shared  
Commitment  
in Ontario**



## Police Leaders

# Keynote Address

The Police Leaders of Bruce and Grey Counties, representing Hanover Police Service, Neyaashiinigiing First Nation Police, OPP – Grey Bruce, OPP South Bruce, OPP – Collingwood/Blue Mountains, Owen Sound Police Service, Saugeen Shores Police Service and West Grey Police Service, are excited to be partners in the creation and implementation of the new Municipalities of Bruce and Grey Community Safety and Well-Being Plan (CSWBP).

Police Services have known for a long time that the goal of Crime Prevention is not something that we can accomplish alone. We are very aware that it is a shared responsibility and takes an entire community to ensure the Safety and Well-Being of our residents. Police Services are often called upon to respond to calls for service that may be better served by proactive agencies with expertise in the areas of Addictions, Mental Health, Poverty and Homelessness. Working with our many Safety and Well-Being community-oriented partners, identifying these emerging risks in Grey and Bruce Counties and developing strategies to address these risks in a proactive and collaborative manner, we anticipate collective success in enhancing the Safety and Well-Being of our communities.

We applaud our Community members who participated in the CSWBP survey as well as the members of the CSWBP Advisory Committee who have contributed to the development of this Plan. We look forward to being active participants in the strategies developed to address the identified risks where required. We will also support those involved partners who will take the lead in implementing preventative strategies that fall within their area of expertise. The Police Leaders of Bruce and Grey Counties are hopeful that this is just the starting point for the CSWBP. With community and local government support we are optimistic that this plan will be supported by leadership and appropriate funding that will result in sustainability for years to come.



**Christopher R. Knoll**  
Chief of Police  
Hanover  
Police Service



**Vince Wurfel**  
Sergeant  
Neyaashiinigiing  
First Nation Police



**Paul Chambers**  
Acting Inspector  
OPP - Grey Bruce



**Krista Miller**  
Inspector  
OPP - South Bruce



**Mary Shannon**  
Inspector  
OPP - Collingwood/  
Blue Mountains



**Craig Ambrose**  
Chief of Police  
Owen Sound  
Police Service



**Kevin Zettel**  
Acting Chief of Police  
Saugeen Shores  
Police Service



**Robert Martin**  
Chief of Police  
West Grey  
Police Service

**Working together in a coordinated manner, we are confident we will experience success in enhancing Community Safety and Well-Being in all of our communities in Grey and Bruce Counties.**

<b>SECTION ONE</b>	<b>4</b>	<b>SECTION SIX</b>	<b>25</b>
<b>Acknowledgements</b>		<b>Priority Areas for Action</b>	
		<b>1</b> Addiction/Substance Use	
<b>SECTION TWO</b>	<b>6</b>	<b>2</b> Mental Health	
<b>Introduction</b>		<b>3</b> Crime Prevention	
		<b>4</b> Housing and Homelessness	
<b>SECTION THREE</b>	<b>11</b>	<b>5</b> Poverty and Income	
<b>Community Safety and Well-Being Planning in Ontario: An Overview</b>			
		<b>SECTION SEVEN</b>	<b>32</b>
<b>SECTION FOUR</b>	<b>14</b>	<b>Moving Forward Together: 2021-2025</b>	
<b>A Systems Approach to Enhancing Safety and Well-Being in Bruce and Grey</b>			
		<b>Appendix</b>	<b>33</b>
<b>SECTION FIVE</b>	<b>18</b>	<b>1</b> Leading Practices in Bruce and Grey	
<b>The Bruce and Grey CSWBP Model for Collaboration, Planning and Action</b>		<b>2</b> Priority Area Report Links	
		<b>3</b> Bruce and Grey Community Safety and Well-Being Survey	
		<b>Schedules: County and Municipal Profiles</b>	<b>51</b>
		<b>End Notes</b>	<b>88</b>



# Acknowledgements

**Community Safety and Well-Being Planning: The Municipalities of Bruce and Grey is the result of a unique commitment of 16 lower-tier Municipalities and 2 Counties to create one shared, regional Plan, and was developed through a collaborative process involving the following partners:**

## Municipality/County

Corporation of the County of Bruce  
 Corporation of the County of Grey  
 City of Owen Sound  
 Municipality of Arran-Elderslie  
 Municipality of Brockton  
 Municipality of Grey Highlands  
 Municipality of Kincardine  
 Municipality of Northern Bruce Peninsula  
 Municipality of South Bruce  
 Municipality of West Grey  
 Town of Hanover  
 Town of Saugeen Shores  
 Town of South Bruce Peninsula  
 Town of The Blue Mountains  
 Township of Chatsworth  
 Township of Georgian Bluffs  
 Township of Huron-Kinloss  
 Township of Southgate

## First Nations

M'WIKwedong Native Cultural Resource Centre  
 Neyaashiinigmiing First Nation Police Services

## Education

Bluewater District School Board  
 Bruce Grey Catholic District School Board  
 Conseil scolaire catholique Providence  
 Georgian College, Owen Sound Campus

## Police Services/Boards

Collingwood/Blue Mountains OPP  
 Grey Bruce OPP  
 Hanover Police Services  
 Neyaashiinigmiing First Nation Police Services  
 Owen Sound Police Service  
 Saugeen Shores Police Service  
 South Bruce OPP  
 West Grey Police Service  
 Brockton Police Services Board  
 Chatsworth Police Services Board  
 Georgian Bluffs Police Services Board  
 Grey Highlands Police Services Board  
 Hanover Police Services Board  
 Huron-Kinloss Police Services Board  
 Kincardine Police Services Board  
 Northern Bruce Peninsula Police Services Board  
 Owen Sound Police Services Board  
 Saugeen Shores Police Services Board  
 South Bruce Peninsula Police Services Board  
 Southgate Police Services Board  
 The Blue Mountains Police Services Board

## Children/Youth, Youth Justice

Bruce Grey Child & Family Services  
 Grey Bruce Children's Alliance  
 Grey Bruce Youth Engagement Network  
 Keystone Child, Youth & Family Services  
 Saugeen Valley Children's Safety Village  
 Ministry of Children, Community & Social Services

## Community/Social Services

Bruce County Human Services  
 Community Connection - 211 Central East Region Contact Centre  
 Four County Labour Market Planning Board  
 Grey Bruce Community Legal Clinic  
 Grey County Social Services  
 Ministry of Children, Community & Social Services  
 United Way of Bruce Grey  
 Victim Services Bruce Grey Perth  
 YMCA of Owen Sound Grey Bruce

## Health/Mental Health

Canadian Mental Health Association Grey Bruce Mental Health & Addiction Services  
 Grey Bruce Health Unit  
 Grey Bruce Integrated Health Coalition  
 Grey-Bruce Ontario Health Team Planning Committee  
 South West Local Health Integration Network

## Community Committees/ Collaboratives

Bruce Grey Poverty Task Force  
 Bruce Peninsula Safe Communities Committee  
 Community Drug & Alcohol Strategy  
 Council on Aging Grey Bruce  
 Southern Bruce County Safe Communities Committee  
 Violence Prevention Grey Bruce



## The creation of this Plan would not have been possible without the following:

- The participation of almost 2000 residents from across Bruce and Grey who took part in the public consultation process that has helped to determine the priority areas for action found within this Plan;
- The financial support of both Counties and the sixteen participating Municipalities, used to hire a Coordinator for the project;
- The hundreds of hours of employee time each participating Municipality, organization and committee donated to Phase 1 of the project through Steering and Advisory Committee participation and consultation;
- The in-kind support of Grey County in the development and launch of the project website [cswbp-brucegrey.ca](https://cswbp-brucegrey.ca);
- The assistance of Alanna Leffley (Epidemiologist), and CCI Resources (Orangeville), who led the analysis of the Bruce and Grey CSWBP Community Engagement Survey that highlighted resident perceptions of priority risks related to safety and well-being. Bruce County also provided time for a placement student to support the survey qualitative analysis, and Grey County and the Grey Bruce Health Unit provided in-kind staff time to assist with survey initiation; and
- The advice and support of the Canadian Municipal Network on Crime Prevention (CMNCP), the Halton Region Community Safety and Well-Being collaborative, and the Ontario Municipal Social Services Association (OMSSA) who were integral throughout the process of developing the Bruce and Grey model for collaboration, planning and action.

# 2

## SECTION TWO

### Introduction


The Municipalities of Bruce and Grey Counties sit on the traditional territory of the Anishnaabek Nation: the People of the Three Fires known as Ojibwe, Odawa, and Pottawatomie Nations. We give thanks to them, and to the Chippewas of Saugeen, and the Chippewas of Nayaashiinigiiming, as the traditional keepers of this land and water, and we also recognize the traditional homeland of the Metis Nation.

The Municipalities of Bruce and Grey – spread across 8,592 square kilometres – are known for their small towns and two First Nation communities nestled in picturesque rural landscapes. Framed by Lake Huron to the west and Georgian Bay to the east, you will rarely find yourself more than 30 minutes from a beach, ski hill, or provincial park. These Municipalities form a vibrant community with stunning natural beauty, clean air and sparkling water, where residents report high levels of satisfaction with their neighbourhoods as a place to live, with their access to community parks and recreational opportunities, and with the environmental quality of their neighbourhoods (1).

Given the percentage of residents who express satisfaction with these aspects of their lives, not surprisingly many also express satisfaction with their personal relationships and mental well-being, which are important contributors to overall well-being. However, levels of satisfaction among people residing in Bruce and Grey Counties are comparatively lower for how well they feel the local government is responding to community needs, how well democracy is working in the community, and when asked about access to educational opportunities (1).

Those residents who report above average well-being in Bruce and Grey tend to be men who are 65 years of age or older, are more likely to have a university or graduate degree and are retired with no children living at home (2). Those residents who report below average well-being are generally women who are under the age of 35, who are living on their own. They are more likely to be living with a mental or physical disability or chronic illness that limits activity, are more likely to have children living at home, and tend to spend more than 30% of their monthly income on housing, with 5.7% spending more than 50% of their monthly income on housing (2).





Residents who participated in the creation of the Municipalities of Bruce and Grey Community Safety and Well-Being Plan (hereafter called the Bruce and Grey CSWBP) told us that 54% of them believe that crime has increased over the past 3 years in their communities (3), and local criminal court data tells us that trends are increasing over time for most offences (2017 vs. 2019-20 - 17% to 27% increase) (4a). There have also been stable or increasing calls for police service across Bruce and Grey related to violent crime, property crime and crime related to emotional violence, harassment, and bullying as well as an increase in the mental health calls for service by police (4a). Approximately one quarter of Grades 7-12 students report that they don't feel safe at school and have been bullied at school and/or cyberbullied in the past year (4b). Police Service data and community engagement survey responses show that speeding, impaired driving and motor vehicle collisions (MVC) are areas of concern in Bruce and Grey, with MVC deaths continuing to be the leading cause of death in 15-24 year-olds and the second leading cause of death in 25-44 year-olds – both higher than the Ontario rates (4c).

So, while organizations and many residents know that the social determinants of health – income and social status, employment and working conditions, education and literacy, childhood experiences, physical environments, social supports and coping skills, biology/genetics and healthy behaviours, access to health services, gender, culture and race – have a significant impact on safety and well-being, it is now time for all of us to recognize that community safety and well-being starts well before crime actually occurs.

**The prevention of crime and the enhancement of safety and well-being must begin much further upstream, before issues arise or incidents occur, in order for there to be lasting impacts for the residents living in our communities. This is why 16 Municipalities have joined forces with Bruce and Grey Counties to create this shared Community Safety and Well-Being Plan.**

Building on a long history of cross-sector collaboration, the process of Community Safety and Well-Being Planning has allowed community partners in Bruce and Grey – from Municipalities, police services, police service boards, education, health, community and social services – to come together to discuss resident perceptions and begin to explore local data related to safety and well-being, with the goal of identifying and reducing risk factors that contribute to safety and well-being issues, using cross-sector strategies and focusing on the social determinants of health. The overarching goal of CSWBP is to achieve sustainable communities where everyone is safe, has a sense of belonging and opportunities to participate, and where individuals and families can meet their needs for education, health care, food, housing, income and social and cultural expression – which will ultimately lead to a reduction in crime across the region (5).

**The success of society is linked to the well-being of each and every individual and integral to this success is cross-sector service coordination.**

This approach to planning recognizes that crime prevention and risks to safety and well-being cannot be solved by any one organization or sector. Many situations driven by mental health or addiction concerns, the lack of safe and affordable housing, inadequate access to services or social isolation and a lack of transportation result in crime or incidents that require a response from police, paramedics, emergency departments of local hospitals or other crisis-driven services focused on victims, rather than the root causes of the issues. Planning will occur in the areas of social development, prevention, risk intervention and incident response, however the majority of investments, time and resources must be spent on developing and/or enhancing social development, prevention and risk intervention strategies to reduce the number of individuals, families and communities that reach a crisis point where they require an incident response.



Developing strategies that are preventative as opposed to reactive will ensure efficiency, effectiveness and sustainability of safety and well-being service delivery across Bruce and Grey (5).

Bruce and Grey's CSWBP will strengthen how Municipalities collaborate with partner organizations serving residents living in our region, and will provide a community of support for committees already tackling the important issues that impact safety and well-being across Bruce and Grey. Specifically, this CSWBP provides a model for collaboration, planning and action that will shape how the Municipalities of Bruce and Grey identify and respond to current and emerging issues through ongoing engagement with community stakeholders and regular assessment of local data. In many respects, the Plan formalizes and coordinates the strong history of collaboration in Bruce and Grey, and it also documents and builds on successful initiatives that are already improving safety and enhancing the well-being of vulnerable populations (Appendix 1).

The Bruce and Grey CSWBP – building on the health promotion approach taken by numerous organizations and collaborative, cross-sector committees – will lead to enhanced coordination of action taken within all areas of the framework, providing the opportunity for greater collective impact across the two counties and a shared voice during planning and resource discussions.



# Population Information for Bruce & Grey Counties <sup>(6)</sup>

For information specific to each County and Municipality, please see the Schedules to this Plan (pages 51-87).

## Population Distribution

Population in 2016	<b>161,977</b>	
	up 2.1% from 2011	
Population aged 0 to 14	<b>24,655</b>	<b>15.2%</b>
Population aged 15 to 64	<b>98,620</b>	<b>60.9%</b>
Population aged 65+	<b>38,705</b>	<b>23.9%</b>
Population aged 85+	<b>4,830</b>	<b>3.0%</b>

## Immigration, Ethnocultural Diversity & Aboriginal Identity

Canadian citizens by birth	<b>145,735</b>	<b>92.0%</b>
Immigrants	<b>12,495</b>	<b>7.9%</b>
Non-permanent residents*	<b>225</b>	<b>0.1%</b>
Identify as visible minority	<b>3,700</b>	<b>2.3%</b>
Identify as Aboriginal (First Nations, Métis, Inuk, other identities)	<b>5,515</b>	<b>3.5%</b>

## Educational Attainment (population aged 25-64)

Less than high school	<b>11,405</b>	<b>14.1%</b>
High school diploma or equivalent	<b>22,515</b>	<b>27.8%</b>
Postsecondary certificate, diploma or degree	<b>47,135</b>	<b>58.2%</b>

## Income

Median personal income, before taxes (population aged 15+)	<b>\$32,204.00</b>
Median household income, before taxes	<b>\$66,160.00</b>
Individuals in low-income households (based on LIM-AT**)	<b>22,840 14.6%</b>

## Home Ownership (own vs. rent)

Owner households	<b>53,870</b>	<b>78.7%</b>
Tenant households	<b>14,510</b>	<b>21.2%</b>

## Unaffordable Housing

(spending 30% or more of income on housing)

Owner households with unaffordable shelter costs	<b>16.3%</b>
Tenant households with unaffordable shelter costs	<b>46.1%</b>

## Labour Force Participation (population aged 15+)

In labour force	<b>81,145</b>
Labour force participation rate	<b>60.6%</b>

## Unemployment Rate

(population aged 15+ in labour force)

Unemployed	<b>4,885</b>
Unemployment rate	<b>6.0%</b>

\* Non-permanent residents are persons who have been legally granted the right to live in Canada on a temporary basis under the authority of a temporary resident permit, along with members of their family living with them.

\*\* The Low-Income Measure After Tax (LIM-AT) is a fixed percentage (50%) of median (mid-point) adjusted after-tax income of households observed at the person level, where 'adjusted' indicates that a household's needs are taken into account. This adjustment for different household sizes reflects the fact that a household's needs increase, but at a decreasing rate, as the number of members increases.

# The Municipalities of Bruce and Grey Counties

- Bruce County
- Grey County



\*The Municipality of Meaford is completing CSWBP independently.

# 3

## SECTION THREE


# Community Safety and Well-Being Planning in Ontario: An Overview

The work of Community Safety and Well-Being Planning began in 2009 in Ontario with a partnership between the Ministry of the Solicitor General and the Ontario Association of Chiefs of Police (OACP) – together, these two groups initiated the development of a provincial response to crime and victimization. Now, new legislative amendments outlined under part XI, Section 143 of the current Police Services Act (1990) (7) mandates every municipal council to prepare and adopt a Community Safety and Well-Being Plan (CSWBP). Under the legislation Municipalities have the discretion and flexibility to develop joint plans with surrounding municipalities or First Nation communities [s. 143(2)], although First Nation band councils are not required by the Ministry to engage in Community Safety and Well-Being Planning by the legislation.

## **This new legislative requirement came into force on January 1, 2019, and municipalities are responsible for:**

- Establishing a multi-sector advisory committee, with minimum representation defined in the legislation; Bruce and Grey expanded their representation to ensure comprehensive planning occurs.
- Conducting consultations with the advisory committee, members of the public, including youth, members of racialized groups and of First Nations, Métis and Inuit communities, as well as community organizations that represent these groups.
- Creating a plan that identifies: priority risk factors (e.g. including, but not limited to, systemic discrimination and other social factors that contribute to crime, victimization, addiction, drug overdose and suicide); strategies to reduce the prioritized risk factors (e.g. new services, changing/coordinating existing services); and measurable outcomes.





There are also requirements to publish the completed CSWBP – online, in print for review by anyone who requests it, and in any other manner or form determined by the municipality – within 30 days after adopting the plan [s. 149(2), O. Reg. 527/18] (7). Additional regulations prescribing requirements related to monitoring, evaluating, reporting on, and reviewing the CSWBP may be outlined at a later date.

## Collaborative, cross-sector Community Safety and Well-Being Planning has been shown to result in numerous benefits for individuals, the broader community, and participating partner agencies and organizations, including (5):

- Enhanced communication and collaboration among sector, agencies and organizations;
- Stronger families and improved opportunities for healthy child development;
- Healthier, more productive individuals who positively contribute to the community;
- Increased understanding of – and focus on – priority risks, vulnerable groups and neighbourhoods;
- Transformation of service delivery including realignment of resources and responsibilities to better respond to priority risks and needs;
- Increased engagement of community groups, residents and the private sector in local initiatives and networks;
- Enhanced feelings of safety and being cared for, creating an environment that will encourage newcomers to the community;
- Increased awareness, coordination of an access to services for community members and vulnerable groups;
- More effective, seamless service delivery for individuals with complex needs;
- New opportunities to share multi-sectoral data and evidence to better understand the community through identification of trends, gaps, priorities and successes; and
- Reduced investment in – and reliance on – incident response.

# The Ontario Framework

The Ontario Community Safety and Well-Being Planning framework (5) helped to guide the Municipalities of Bruce and Grey and their partners as this Plan was developed. It has been crucial for all members involved in the planning process to understand the following four areas to ensure the Bruce and Grey regional CSWBP is both efficient and effective:

## 1 Social Development

Promoting and maintaining community safety and well-being, where a wide range of sectors, agencies and organizations bring different perspectives and expertise to the table to address complex social issues, like poverty, from every angle, ensuring all community members are aware of services available to them and can access those resources with ease.

## 2 Prevention

Proactively reducing identified risks and implementing evidence-based situational measures, policies or programs to reduce locally-identified priority risks to community safety and well-being before they result in crime, victimization and/or harm, where people participate more in risk-based programs, feel safe and less fearful, and are more confident in their own abilities to prevent harm.

## 3 Risk Intervention

Mitigating situations of elevated risk, where multiple sectors work together to prevent an incident, whether it is a crime, victimization or harm, from occurring, while reducing the need for, and systemic reliance on, incident response in order to increase access to and confidence in social supports, and decrease victimization rates and the number of emergency room visits.

## 4 Incident Response

Critical and non-critical incident response, or what is traditionally thought of when referring to crime and safety, including service responses such as police, fire, emergency medical services, child welfare organizations removing a child from their home, a person being apprehended under the Mental Health Act, or a school principal expelling a student.



### Areas of Focus

- Collaboration
- Information Sharing
- Performance Measurement

Greater investments need to be made in the areas of social development, prevention and risk intervention - with the result that there will be fewer crisis incidents for Municipalities and organizations to respond to.

# 4

## SECTION FOUR

# A Systems Approach to Enhancing Safety and Well-Being in Bruce and Grey

In 2019, in response to the new legislation passed under the Police Services Act, the majority of the lower-tier Municipalities of Bruce and Grey Counties joined forces with both counties, eight police services, fourteen police services boards, three boards of education, and twenty-nine education, health and social service agencies and community committees to undertake regional Community Safety and Well-Being Planning. And, while many communities across Ontario put their planning processes on hold in 2020 while attempting to cope with the impacts of COVID-19, Bruce and Grey made the decision to continue with this extremely important work as so much progress had been made during the winter and spring.

This large and diverse Advisory Committee came together to identify and reduce risk factors that can contribute to individuals engaging in - or becoming victims of - crime by using cross-sector strategies and focusing on the social determinants of health. The Advisory Committee agreed that embarking upon a regional community safety and well-being planning process would result in the best possible outcomes for residents requiring services or supports related to safety and well-being. In particular, the Advisory Committee focused on developing a planning model that would lead to more action being taken in the social development and prevention zones, while ensuring greater coordination, collaboration and sharing of resources within the risk mitigation and incident response zones.

\*Please Note: For information regarding the Municipality of Meaford CSWBP, which is being completed independently, visit: [The Meaford Well-Being Partnership](#).

However, it is important to note that this type of collaboration is not new in Bruce and Grey – rather, Community Safety and Well-Being Planning has simply built upon cross-sector structures and processes that have been in place for decades, all created with the overarching goal of improving the well-being and safety of all residents of Bruce and Grey Counties.



# Structure for Phase 1 of the Bruce and Grey CSWBP Project

This diagram shows the structure for the CSWBP within Bruce and Grey Counties – it highlights the various participants in the process, as well as the steps to be taken throughout the CSWBP process.

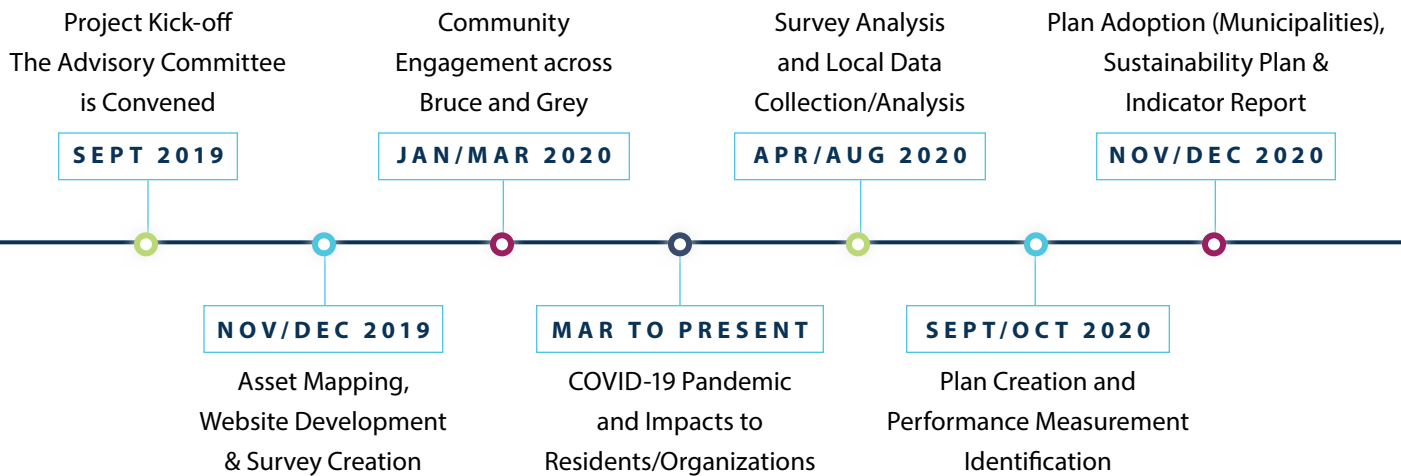
## Community Safety and Well-Being Planning

### Governance Structure for the Municipalities of Bruce and Grey



\*Action Tables will be identified/formed in Phase 2 of the Bruce and Grey CSWBP Project.

# Timeline for Plan Development



## Organizational Consultation

In the fall of 2019, the Advisory Committee began the asset mapping process, with the goal of identifying the wide range of services and supports available to individuals, families and the communities to enhance their safety and well-being. This also allowed for the identification of opportunities for improvement.

**This process resulted in the identification of more than 200 community assets and dozens of opportunities, and this asset map will be central to the CSWBP process as implementation begins, as it will allow for the Advisory Committee to:**

- Identify where there is already work underway in the community to address a specific issue and to avoid duplication;
- Identify existing strengths and resources;
- Highlight leading practices in the region ([Appendix 1](#));
- Determine where there may be gaps in services or required resources for either a Priority Area of Risk or within an area of the Framework; and
- Capture opportunities for future action.

The mapping of community assets has involved a review of existing bodies (i.e. organizations/groups/committees/ programs), and the creation of an inventory of strategies within each area of the framework (social development, prevention, risk intervention and incident response). Asset mapping in this manner will help to ensure that planning is done as efficiently and effectively as possible and will support enhanced collaboration for actions being taken across the community. Future work in this area will also involve the analysis of social networks and brainstorming of ideas regarding cross-sector information-sharing.



## Community Consultation

In order to gain support and promote community involvement in the Bruce and Grey CSWBP process, as well as to inform the development of the regional CSWBP, the Advisory Committee undertook the creation of a CSWBP website, [cswbp-brucegrey.ca](https://cswbp-brucegrey.ca), for the Municipalities of Bruce and Grey, which has been showcased during all communications with Committee members, community organizations and residents at large. This website was developed in order to share information about the CSWBP process with residents across Bruce and Grey, and to ensure residents were given the opportunity to participate in the CSWBP creation.

An on-line survey tool was then created based on the survey used by the Cariboo-Chilcotin CSWBP Working Group and was refined to include questions that were of priority interest to the Bruce and Grey CSWBP Advisory Committee. After the questions were finalized (36 questions, some with multiple parts, 5 open-ended questions, 1 large ranking question), it was developed in SurveyMonkey and pilot tested with 4 people. After reviewing the feedback, further adjustments were made and the survey went “live” on February 1, 2020 and stayed open until March 22, 2020 ([Appendix 3](#)).

Bruce and Grey residents were recruited using a number of different methods such as traditional media campaigns and social media spearheaded by both Counties, the 16 participating Municipalities and the 54 participating community organizations, as well as through the use of the 211 network of community agencies. When the survey closed, there were 1934 responses. Once non-residents (n=84) and incomplete survey responses were removed, the final data set was based on 1791 mostly or fully completed records. Where possible, “other (please specify)” text responses were recoded back into the standard response categories and all “other (please specify)” and open-ended questions were coded into themes and summarized. See [Appendix 3](#) for a complete listing of survey questions, and [Section 6](#) of this Plan for summary responses related to the Priority Areas of Risk.

## Use of Local Data

Throughout the course of the Bruce and Grey CSWBP process, the identification of local data has remained of utmost importance in order to both validate resident perceptions and to then focus the work that Action Tables will do related to the Priority Areas of Risk and opportunities for action/improvement. Over the past several months, local data has been collected to support ongoing discussions related to safety and well-being, and to create a foundation from which the Advisory Committee and Action Tables are able to monitor and evaluate the CSWBP work as it proceeds. This local data will be shared through an Indicator Report which has informed the statistics/indicators and opportunities for consideration by Action Tables that can be found in [Section 6](#) of this Plan.



# 5

## SECTION FIVE

# The Bruce and Grey CSWBP Model for Collaboration, Planning and Action

The partners working across Bruce and Grey Counties have always understood that the issues that impact the safety and well-being of their residents are often systemic, complex and require collective involvement, effort and action from several sectors at once. While some issues and risks can be addressed at an individual level through approaches like the Grey Bruce Situation Table for Acute Response (STAR), others require a broader cross-sector or 'systems-based' approach. Bruce and Grey's model for collaboration, planning and action outlines a flexible, action-oriented process to identify and respond to a wide range of community and system-level issues that impact safety and well-being across Bruce and Grey.

## The model is designed to enable the following key functions:

- To provide an established mechanism through which emerging or known safety and well-being issues can be identified, prioritized and addressed in collaboration with the community;
- To ensure a focus on social development and preventative solutions (upstream interventions); and
- To address system-level barriers and gaps in the human services system that negatively impact people who are vulnerable and result in an increased demand on emergency and crisis-driven services (downstream interventions).

## The model will also:

- Convene executive leaders from organizations with system planning accountability in Bruce and Grey;
- Achieve greater coordination and collaboration between existing issue and planning tables and support consolidation where appropriate;
- Strengthen how the community plans and deploys resources to address priority issues;
- Create opportunities to align resources and efforts to achieve collective impact for the identified community safety and well-being priorities;
- Anticipate issues and service gaps through enhanced data and knowledge sharing; and
- Ensure that Bruce and Grey are ready to respond when emerging issues are identified.

The four areas of intervention for community safety and well-being planning - social development, prevention, risk intervention and incident response - provide a framework for implementing Bruce and Grey's model. Emphasis will be placed on the outer zones (prevention and social development) to address issues in a proactive, upstream manner in order to reduce demand for emergency and crisis-driven services downstream.

Bruce and Grey’s model is open to responding to a wide range of issues and/or risk factors that impact community safety and well-being, particularly for vulnerable residents. As a starting point, the Bruce and Grey CSWBP consultation and local data analysis phase has informed identification of the priority areas for action for Phase 2 of the project. Bruce and Grey’s model for collaboration, planning and action is led by Counties on behalf of the lower-tier Municipalities with the involvement/collaboration of the Advisory Committee.

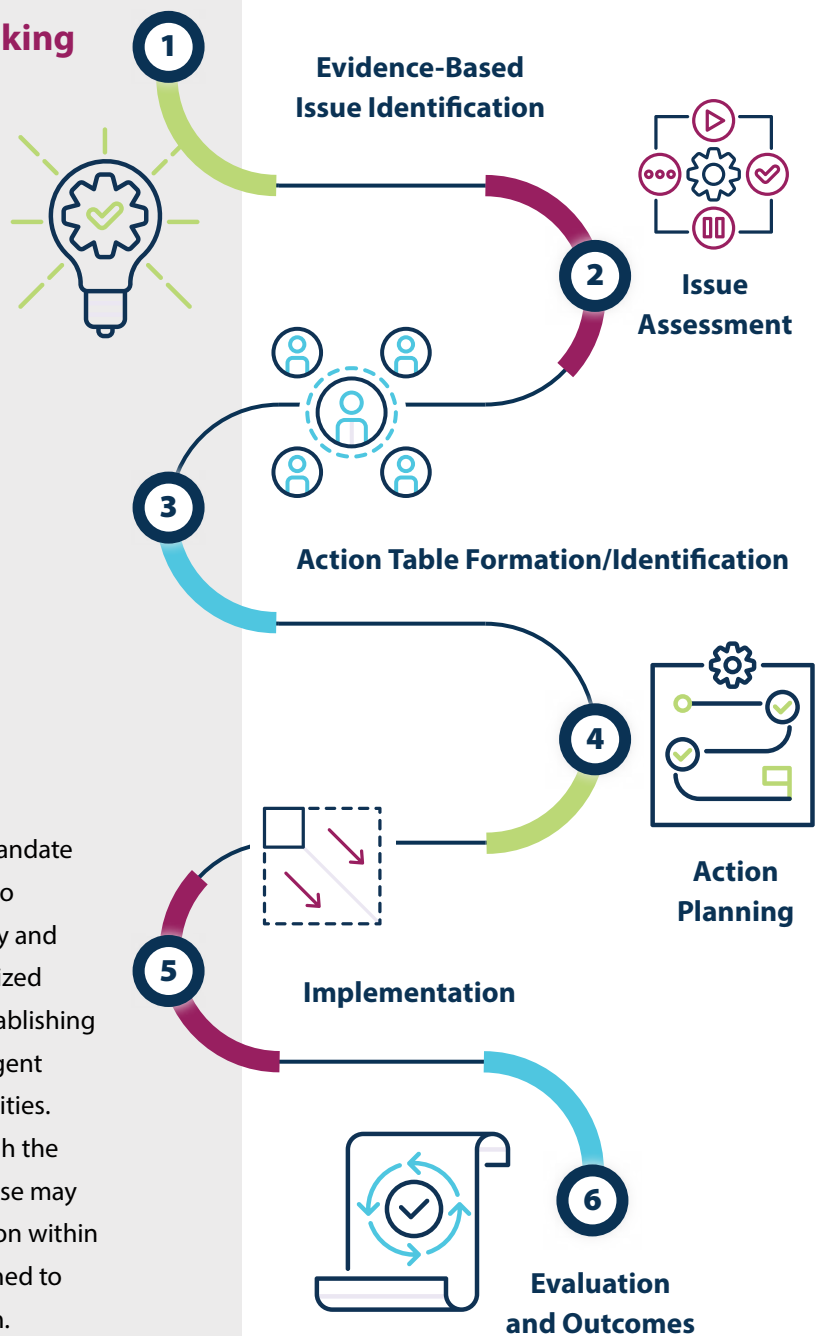
**The Advisory Committee includes representation from sectors taking action on the following:**

- Addictions/Substance Use**
- Community Belonging and Neighbourhood/Environment**
- Crime Prevention**
- Education and Employment**
- Emotional Violence, Bullying and Harassment**
- Healthy Child Development**
- Housing and Homelessness**
- Mental Health**
- Physical Health**
- Poverty and Income**

The Advisory Committee will have a broad mandate to apply a cross-sector, interdisciplinary lens to known, emergent and anticipated community and system-level issues. Issues will then be prioritized and addressed primarily by identifying or establishing Action Tables that will respond to both emergent issues and longer-term system planning priorities. Criteria will be applied to issues raised through the model to determine if an Action Table response may be effective. In some instances, an organization within the Advisory Committee may be well positioned to respond to an issue and will take direct action.

# Issue Identification & Action Chart

SEE SECTION 5A FOR A DETAILED EXPLANATION OF THIS PROCESS




## Issue Identification & Action Table Response Process

### 1 Evidence-Based Issue Identification

A community safety and well-being issue is identified through the Advisory Committee, ongoing engagement with community groups, other levels of government, emerging research, environmental scan/data analysis or as submitted online at [cswbp-brucegrey.ca](https://cswbp-brucegrey.ca) by community partners, organizations or individuals.

#### Criteria for considering an Action Table response:

- The issue is supported by data/evidence.
- Achieving the desired outcome requires a collaborative or multi-sector approach.
- If the issue is not addressed, there is a risk to community safety or well-being in one or more of the Priority Risk Areas.
- Input has been sought from people with lived experience of the issue under consideration.
- Another group or organization is not already well-positioned to successfully address the issue within its current capacity or resources.
- The issue requires a broader community or system-level response. For instance, the issue must be beyond the scale of an individual or family.
- The issue is of a size and scope that is actionable.
- There is a high likelihood that an Action Table will achieve the desired outcome.



### 2 Issue Assessment

The Advisory Committee assesses the issue to determine the appropriate response including the potential identification or formation of an Action Table. The issue assessment process will be augmented by the available local data and decision support.

### 3 Action Table Formation/ Identification

Where appropriate, an Action Table will be created. A chair is appointed to recruit community partners or individuals best positioned to address the issue. If an existing body is already well-positioned to address the issue, the group may be asked to assume the role of an Action Table.

### 4 Action Planning

The Action Table develops an Action Plan that includes measurable objectives and outcomes and identifies required resources. The Advisory Committee endorses the approach.

## 5 Implementation

The Action Table implements the Action Plan. The nature, approach and outcomes of each Action Table will vary. Action Tables will be formed for various lengths of time, dependent on the needs of the community and the response required.

## 6 Evaluation and Outcomes

Action Tables will provide regular updates to the Advisory Committee and a final report will be provided at the conclusion of the initiative. This will include an evaluation of outcomes and impact. Action Tables that have been established to respond to longer-term system issues will report to the Advisory Committee no less than once per year.



### SECTION 5B

## Local Data & Decision Support

Accurate and timely organizational and population data is critical to making informed policy and planning decisions at both an organizational and systems level. The model will create an enhanced opportunity to facilitate data and knowledge sharing within the community and across sectors.

**Wherever possible, the model will leverage the local work of the Bruce Grey Data Information Sharing Collaborative (BGDISC), and the following objectives will be considered by the Advisory Committee:**

- Identifying evidence of emerging issues and trends to support the creation of Action Tables;
- Supporting the data requirements of the Advisory Committee;
- Supporting the development and monitoring of Bruce and Grey CSWBP indicators; and
- Establishing data, information sharing and privacy protocols between partner organizations including opportunities to share anonymized data to enable holistic and integrated human services planning.

## The Advisory Committee

The Advisory Committee will oversee the ongoing implementation, monitoring and evaluation of the Municipalities of Bruce and Grey's Community Safety and Well-Being Plan, and will direct the model for collaboration, planning and action.

### This may include the following key responsibilities:

- Strategically identifying and prioritizing community safety and well-being issues for a potential response which may include identifying existing or establishing new Action Tables;

- Providing oversight and guidance to Action Tables through organizational and systems expertise, resources and other support as required;
- Actively recruiting Action Table participants when an issue falls within the mandate or system responsibilities of the member's organization;
- Undertaking environmental scans to identify issues in consultation with Provincial Ministries and other groups;
- Supporting cross-sector systems change within the community;
- Regularly seeking input from community partners; and
- Measuring and reporting on progress and achievements.



## The Advisory Committee

**The following membership has been proposed for the Advisory Committee. Membership is based on the presence of planning accountability in one or more Priority Risk Areas. Membership will be reviewed periodically.**

### Municipality/County

Corporation of the County of Bruce  
 Corporation of the County of Grey  
 City of Owen Sound  
 Municipality of Arran-Elderslie  
 Municipality of Brockton  
 Municipality of Grey Highlands  
 Municipality of Kincardine  
 Municipality of Northern Bruce Peninsula  
 Municipality of South Bruce  
 Municipality of West Grey  
 Town of Hanover  
 Town of Saugeen Shores  
 Town of South Bruce Peninsula  
 Town of The Blue Mountains  
 Township of Chatsworth  
 Township of Georgian Bluffs  
 Township of Huron-Kinloss  
 Township of Southgate

### First Nations

M'Wikwedong Native Cultural Resource Centre  
 Neyaashiinigmiing First Nation Police Services

### Education

Bluewater District School Board  
 Bruce Grey Catholic District School Board  
 Conseil scolaire catholique Providence  
 Georgian College, Owen Sound Campus

### Police Services/Boards

Collingwood/Blue Mountains OPP  
 Grey Bruce OPP  
 Hanover Police Services  
 Neyaashiinigmiing First Nation Police Services  
 Owen Sound Police Service  
 Saugeen Shores Police Service  
 South Bruce OPP  
 West Grey Police Service  
 Brockton Police Services Board  
 Chatsworth Police Services Board  
 Georgian Bluffs Police Services Board  
 Grey Highlands Police Services Board  
 Hanover Police Services Board  
 Huron-Kinloss Police Services Board  
 Kincardine Police Services Board  
 Northern Bruce Peninsula Police Services Board  
 Owen Sound Police Services Board  
 Saugeen Shores Police Services Board  
 South Bruce Peninsula Police Services Board  
 Southgate Police Services Board  
 The Blue Mountains Police Services Board

### Children/Youth, Youth Justice

Bruce Grey Child & Family Services  
 Grey Bruce Children's Alliance  
 Grey Bruce Youth Engagement Network  
 Keystone Child, Youth & Family Services  
 Saugeen Valley Children's Safety Village  
 Ministry of Children, Community & Social Services

### Community/Social Services

Bruce County Human Services  
 Community Connection - 211 Central East Region Contact Centre  
 Four County Labour Market Planning Board  
 Grey Bruce Community Legal Clinic  
 Grey County Social Services  
 Ministry of Children, Community & Social Services  
 United Way of Bruce Grey  
 Victim Services Bruce Grey Perth  
 YMCA of Owen Sound Grey Bruce

### Health/Mental Health

Canadian Mental Health Association Grey Bruce Mental Health & Addiction Services  
 Grey Bruce Health Unit  
 Grey Bruce Integrated Health Coalition  
 Grey-Bruce Ontario Health Team Planning Committee  
 South West Local Health Integration Network

### Community Committees/ Collaboratives

Bruce Grey Poverty Task Force  
 Bruce Peninsula Safe Communities Committee  
 Community Drug & Alcohol Strategy  
 Council on Aging Grey Bruce  
 Southern Bruce County Safe Communities Committee  
 Violence Prevention Grey Bruce

## SECTION 5D

# Steering Committee Support

The Steering Committee, comprised of representatives from Bruce County, Grey County, Police Services, Victim Services and the Grey Bruce Health Unit will oversee the work of a Coordinator and will ensure the implementation of Bruce and Grey's CSWBP, in collaboration with the Municipal Representatives.

### Responsibilities of the Steering Committee organizations and Coordinator will include:

- Supporting the issue identification and Action Table response process;
- Maintaining [cswbp-brucegrey.ca](http://cswbp-brucegrey.ca) as part of a multi-faceted approach to community engagement;

- Providing analysis, advice and recommendations to support the Advisory Committee to set priorities for action; and
- Engaging regularly with Bruce and Grey residents on safety and well-being issues, including faith-based, cultural and community organizations that represent the diversity of Bruce and Grey, as well as those who have lived experience of issues being considered for an Action Table response.

**The following membership has been proposed for the Steering Committee. Membership is based on the presence of a core mandate to promote community safety and well-being. Membership will be reviewed periodically.**

- Corporation of the County of Bruce
- Corporation of the County of Grey
- Grey Bruce Health Unit
- Police Services/OPP
- Victim Services Bruce Grey Perth

## SECTION 5E

# Governance

The Advisory Committee will report its activities to Bruce and Grey County Councils, and the local Municipal Councils, who will receive reports of the annual progress made through Action Tables and other member organizations/collaborative committees of the Advisory Committee.






# 6

## SECTION SIX

### Priority Areas For Action

The Advisory Committee has begun a process of risk identification and prioritization, using local data and information from the organization and community consultation process to inform opportunities for action. The following areas of concern have been identified for further consideration, examination and action within Bruce and Grey's regional CSWBP model.

- 1 Addictions/  
Substance Use
- 2 Mental Health
- 3 Crime Prevention
- 4 Housing and  
Homelessness
- 5 Poverty and Income



# 1 Addictions/Substance Use

**This category includes the health condition of addiction related to alcohol use, cannabis use, illegal drug use, prescription drug use, gambling (online, racetrack, casino, etc.), access to addiction services, and coordination between addiction services in the community.**

**Below are some of the key Addiction/Substance Use indicators and concerns highlighted in local data (4d). Action Tables will explore these in order to inform the creation of specific CSWBP Action Plans, as well as to monitor progress and improvements.**

- Regular heavy drinking remains a known issue in our community, with self-reported use in Bruce and Grey tracking higher than Ontario.
- Alcohol use has been recognized as a long standing, serious public health issue for many years in the Bruce and Grey region and has been the focus of several interventions/projects (8).
- School student alcohol and cannabis use is increasing.
- Of Emergency Department visits, over half (57%) are linked to alcohol, and there has been a 2.5-3 times increase for opioid-related visits.
- This concern is not necessarily reflected in some of the local police data for drug offences because of the legalization of cannabis in October 2018; it is difficult to note trends at this point in time.
- Addiction/substance use is the cause of increasing hospitalization and death in the region.

## Community Perceptions

Addictions/Substance Use category ranked highest (#1) overall in the Bruce and Grey CSWBP Community Engagement Survey (overall, by Bruce County, by Grey County and by 13 of the 16 participating municipalities). It was ranked in the top 3 areas of importance by 58% of survey respondents (Bruce County 56%, Grey County 59%). When asked which areas were of particular concern in this category, illegal drug use, alcohol use, access to addiction services and prescription drug use were the top areas of concern, and several comments in the survey mentioned concern about the availability of illegal drugs in their community and the negative impact that it appears to have on crime rates, mental health and employment (3).

**Locally, the following organizations, programs and committees are already working to address concerns related to addictions/substance use across Bruce and Grey:**

- Programs and services delivered by Canadian Mental Health Association Grey Bruce and Grey Bruce Health Services
- The Community Drug and Alcohol Strategy
- R.I.D.E. Programs
- Programs delivered by the Grey Bruce Health Unit

\* This list is not all-inclusive.

## 2 Mental Health

**This category includes mental health conditions (such as depression, anxiety, bipolar disorder), emotional or psychological trauma, suicide, access to mental health services, availability of mental health services, affordability of mental health services, and coordination between mental health services in the community.**

**Below are some of the key Mental Health indicators and concerns highlighted in local data (4e). Action Tables will explore these in order to inform the creation of specific CSWBP Action Plans, as well as to monitor progress and improvements.**

- Self-rated mental health indicators show approximately 25% of Bruce and Grey residents rate their mental health as excellent or very good, however approximately 20% experience a lot of stress and 15% are seeking help for mental health issues.
- More than 30% of students Grade 7-12 experience moderate to severe psychological distress and a third of those want to talk to someone about their mental health but don't know where to turn.
- Both EMS and Police Services in the region have seen an increase in calls related to mental health concerns.
- 211 calls related to mental health have also increased.
- Self-harm Emergency Department visit rates have tripled among young females locally (comparable to Ontario).
- Bruce and Grey males 25-44 yrs have higher hospitalizations and deaths by suicide than Ontario.
- Suicide is the leading cause of death for 25-44 yr olds (higher than Ontario) and is the second leading cause of death for 15-24 year olds (same as Ontario).

### Community Perceptions

The Mental Health category ranked second highest (#2) overall in the Bruce and Grey CSWBP Community Engagement Survey (overall, by Bruce County, #3 for Grey County and #2 by 10 out of 16 participating municipalities). It was ranked in the top 3 areas of importance by 41% of survey respondents (Bruce County 42%, Grey County 41%). When asked which areas were of particular concern in this category, availability of mental health services, access to mental health services, mental health conditions (such as depression, anxiety,) and affordability of mental health services were noted. Several comments in the survey identified concern about the need for more mental health services for children, long wait times, and more/better crisis services (3).

**Locally, the following organizations, programs and committees are already working to address concerns related to mental health across Bruce and Grey:**

- Programs delivered by Canadian Mental Health Association Grey Bruce, Grey Bruce Health Services and Keystone Child, Youth & Family Services
- Supports provided within Bluewater District School Board, Bruce Grey Catholic District School Board, and Conseil scolaire catholique Providence
- WeCARE
- Wes For Youth

\* This list is not all-inclusive.

## 3 Crime Prevention

**This category includes animal cruelty, arson, break and enter, child abuse, drug trafficking, elder abuse, gang activity, homicide, human trafficking, intimate partner or domestic violence, physical assault, theft, sexual assault, and threats.**

Although it is difficult to get a clear picture of police crime statistics for the Bruce and Grey region as a whole because of the differences in reporting between the OPP detachments and the 4 local Police Services, individual statistics are available for each OPP detachment and Police Service, and a review of this information will be of utmost importance as action planning in this area begins.

**In addition to these statistics, below are some of the key Addiction/Substance Use indicators and concerns highlighted in local data (4a). Action Tables will explore these in order to inform the creation of specific CSWBP Action Plans, as well as to monitor progress and improvements.**

- Criminal Court cases show trends are increasing over time for most offences (2017 vs 2019-20 - 17% to 27% increase).
- Overall, assault injuries are comparable to Ontario rates except that the Bruce and Grey rate of Emergency Department visits due to assault is higher than the Ontario rate.

### Community Perceptions

This category ranked third (#3) overall in the Bruce and Grey CSWBP Community Engagement Survey (overall, by Bruce County, 2nd by Grey County, and in top 3 by 12 out of 16 of the participating municipalities). It was ranked in the top 3 areas of importance by 44% of survey respondents (Bruce County 42%, Grey County 46%). When asked which areas were of particular concern in this category, break and enter, drug trafficking and theft were the top areas of concern followed by intimate partner or domestic violence and human trafficking. Several comments in the survey mentioned concern about the road safety issues, drug related property crimes and violence as well as the need for greater proactive/preventative policing (3).

**Locally, the following organizations, programs and committees are already working to address concerns related to crime prevention across Bruce and Grey:**

- Violence Prevention Grey Bruce
- Services provided by Victim Services Bruce Grey Perth
- RIDE program
- Bruce Peninsula Safe Communities Committee
- Southern Bruce County Safe Communities Committee

\* This list is not all-inclusive.

## 4 Housing and Homelessness

**This category includes access to housing, availability of housing, affordability of housing, safety of housing, quality of housing, and homelessness.**

**Below are some of the key Housing and Homelessness indicators and concerns highlighted in local data (4f). Action Tables will explore these in order to inform the creation of specific CSWBP Action Plans, as well as to monitor progress and improvements.**

- Compared to Ontario and Canada, this region has more owned dwellings and fewer rental dwellings.
- Some areas have more subsidized housing (Owen Sound, Meaford, Kincardine, Southgate).
- Over 15% of homeowners and almost 50% or renters in Bruce and Grey spend more than 30% of their monthly income on shelter costs, a situation that leaves them only 1-2 paychecks away from not paying their mortgage/rent.
- Average housing prices are increasing but are lower than Ontario.
- Seasonal housing numbers are high in North Bruce Peninsula, Town of The Blue Mountains and South Bruce Peninsula.
- Very low rental vacancy rates in our region are similar to Ontario.
- Housing Wait Lists are increasing as are calls to 211 for housing issues.

### Community Perceptions

This category ranked fourth highest (#4) overall in the Bruce and Grey CSWBP Community Engagement Survey (overall, by Bruce County, by Grey County). It was ranked in the top 3 areas of importance by 29% of respondents overall but especially in Owen Sound, North Bruce Peninsula and Kincardine. When asked which areas were of particular concern in this category, affordability of housing, availability of housing, and access to housing were noted, followed by homelessness. Several comments in the survey mentioned concern about the lack of affordable housing in communities, the lack of variety (e.g., smaller, more affordable homes), need for more education of tenants and landlords on rights, and the concern that many individuals or families stay in unfit, unsafe housing because there are no other options available to them (3).

**Locally, the following organizations, programs and committees are already working to address concerns related to housing and homelessness across Bruce and Grey:**

- Programs and services delivered by the Counties of Bruce and Grey
- The Bruce Grey Poverty Taskforce
- RentSafe
- Habitat for Humanity
- Giiwe and The Indigenous Supportive Housing Program
- YMCA Housing
- The Blue Mountains Attainable Housing Corporation
- Safe N Sound Grey Bruce

\* This list is not all-inclusive.

## 5 Poverty and Income

**This category includes ability to pay bills and meet basic needs, ability to enjoy life and participate in leisure activities, stress related to financial concerns, availability of financial supports, and access to financial supports.**

**Below are some of the key Poverty and Income indicators and concerns highlighted in local data (4g). Action Tables will explore these in order to inform the creation of specific CSWBP Action Plans, as well as to monitor progress and improvements.**

- Median household incomes in our region are lower than Ontario (lowest in Owen Sound, Hanover, and South Bruce Peninsula).
- Overall, approximately 20% of children in the region live in poverty (Low Income Measure-After Tax); highest in Huron-Kinloss (30%), Chatsworth (28%) and Owen Sound/Southgate/Arran-Elderslie (all approximately 25%).
- Trends from various organizations are showing increasing needs for support such as Ontario Works, Ontario Disability Support Program, United Way Backpack Program, Utility Assistance, 211 calls for food/meals and utility assistance.
- Over 25% of residents report spending more than 30% of income on housing and 5% in past year had not paid rent/mortgage on time; 18% report not paying other bills on time and 9% ate less because they did not have enough money.

### Community Perceptions

This category ranked fifth highest (#5) overall in the Bruce and Grey CSWBP Community Engagement Survey (overall, by county and by several municipalities). It was ranked in the top 3 areas of importance by 32% of survey respondents (Bruce County 31%, Grey County 34%). When asked which areas were of particular concern in this category, ability to pay bills and meet basic needs, stress related to financial concerns, access to financial supports, ability to enjoy life and participate in leisure activities as well as availability of financial supports were highlighted. Several comments mentioned concern about lack of affordable housing in the region, lack of quality/stable employment including the challenges of seasonal work, the need for living wage and/or basic income plan, and food insecurity concerns (3).

**Locally, the following organizations, programs and committees are already working to address concerns related to poverty and income across Bruce and Grey:**

- The United Way of Bruce Grey
- Programs and services delivered by the Counties of Bruce and Grey
- The Bruce Grey Poverty Taskforce
- RentSafe
- Beaver Valley Outreach
- The Four County Labour Market Planning Board

\* This list is not all-inclusive.

## Municipal Profiles

**As the actions required to enhance the safety and well-being of residents living in Bruce and Grey Counties are defined, it will be important for communities to understand the variations in community needs across Bruce and Grey Counties and within individual Municipalities, as well as to know more about the programs and initiatives already in place.**

In order to share information about specific Municipal populations, local planning processes, hot button issues, and actions already underway related to community safety and well-being, each participating Municipality is profiled in the Schedules to this Plan ([see pages 51-87](#)). This sharing of information will not only ensure that community residents are aware of work being done in the region in which they live but it will also improve understanding, collaboration and planning for the community agencies who are partners in this planning process, and may also lead to the expansion of leading practices in Bruce and Grey.



# 7

## SECTION SEVEN

# Moving Forward Together: 2021-2025

The Bruce and Grey CSWBP builds on the history of collaboration that has existed for decades in Bruce and Grey Counties, and brings together municipalities, sectors, organizations and committees dedicated to caring for residents who may be impacted by any of the Priority Areas of Risk defined in this Plan. However, in these unprecedented times – facing a global pandemic the likes of which we have not seen for over 100 years – this history of collaboration becomes even more important as the sectors work together to support our most vulnerable residents. The work of CSWBP started long before the global pandemic began, and it will continue long after. What is now clear is that the work of the Municipalities of Bruce and Grey Community Safety and Well-Being Planning process presents the opportunity to bring together all sectors as the communities across Bruce and Grey come to terms with the impact of COVID-19 and begin the planning required for community recovery.

### **As the Advisory Committee moves Community Safety and Well-Being Planning forward from 2021 to 2025, the following phases of work will be extremely important:**

- Action Table identification and planning to tackle specific areas of concern within the Priority Areas of Risk;
- Monitoring and evaluation of the Action Plans;
- Ongoing community consultation, especially with people with lived experience/vulnerable populations most impacted within each Priority Area of Risk;
- Achieving greater coordination and collaboration between existing issue and planning tables and supporting consolidation where appropriate; and
- Providing annual progress reports from Action Tables to the Advisory Committee, to participating County and Municipal Councils, and to the communities at large.

Throughout the planning process, the Bruce and Grey CSWBP Advisory Committee and Coordinator have remained connected with our border Counties of Huron, Wellington, Dufferin and Simcoe, and the planning underway in those regions. Once their Plans have been developed and those communities begin to take action, this collaboration will be even more important, as residents living in Huron-Kinloss, South Bruce, West Grey, Southgate, Grey Highlands and Town of The Blue Mountains cross borders and may receive services and supports outside of Bruce and Grey.

The Bruce and Grey Plan defines the collaboration required to better coordinate how organizations and providers from all sectors will work together to continuously enhance the safety and well-being of our communities. As we move together from planning to action table identification, through to implementation, monitoring and evaluation, we are committed to maintaining our focus of shifting service toward upstream interventions, with the goal of improving outcomes for all residents of the Municipalities of Bruce and Grey Counties, engaging community partners and residents along the way.





# Appendix

- ① **Leading Practices  
in Bruce and Grey**

---
- ② **Priority Area Report Links**

---
- ③ **Bruce and Grey  
Community Safety and  
Well-Being Survey**

## Leading Practices in Bruce and Grey

Many local initiatives are tackling safety and well-being issues within multiple areas of the Ontario CSWBP Framework:

### 1 Social Development

**Promoting and maintaining community safety and well-being**, where a wide range of sectors, agencies and organizations bring different perspectives and expertise to the table to address complex social issues, like poverty, from every angle.

### 2 Prevention

**Proactively reducing identified risks and implementing evidence-based situational measures**, policies or programs to reduce locally-identified priority risks to community safety and well-being before they result in crime, victimization and/or harm.

### 3 Risk Intervention

**Mitigating situations of elevated risk**, where multiple sectors work together to prevent an incident, whether it is a crime, victimization or harm, from occurring, while reducing the need for, and systemic reliance on, incident response.

### 4 Incident Response

**Critical and non-critical incident response**, or what is traditionally thought of when referring to crime and safety, including service responses such as police, fire, emergency medical services.



### Areas of Focus

**Collaboration**

**Information Sharing**

**Performance Measurement**

## APPENDIX 1

- The [Grey Bruce Healthy Communities Partnership](#) focuses on health in all policies, taking a social determinants of health/social development approach.
- The [Bruce Grey Data Information Sharing Collaborative \(BGDISC\)](#) is a collective of not-for-profit, social service, government, health and education organizations that seek to mobilize community decision-makers to share vital local rural data to better inform regional programming, policies, funding and social services to support prosperity, sustainability and the well-being of the community.
- [SWIFT](#), an investment in digital equality, is a regional broadband expansion project initiated by the Western Ontario Wardens' Caucus and delivered in partnership with member municipalities and the government of Ontario and Canada, is committed to improving access to high-speed internet services across Southwestern Ontario. Focused on enabling greater digital equality between rural and urban populations, SWIFT subsidizes the construction of open-access high-speed networks to encourage service providers to expand broadband infrastructure in underserved rural areas.
- The [Town of The Blue Mountains Youth Friendly Designation](#): In 2019 the Town partnered with the Blue Mountains Public Library, the Beaver Valley Outreach and other community partners to apply for a Youth Friendly Designation. The application was successful in achieving a Silver Designation and illustrates the Town's commitment to supporting youth within our community.
- The [Council on Aging Grey Bruce](#) aims to be a collective voice supporting the aging experience through education and leadership, regarding topics related to safety and well-being.
- The [Community Drug and Alcohol Strategy](#) aims to reduce substance-related harms in Bruce and Grey Counties. Community partners carry out strategic initiatives that incorporate harm reduction, treatment, prevention, and social justice approaches. The Drug Strategy works collaboratively with Grey Bruce Public Health on actioning coordinated community-based strategies as part of the Grey Bruce Opioid Response Plan.
- The [Bruce Grey Poverty Task Force](#) is a collective that works to develop a common understanding of poverty and a common agenda on poverty reduction for Grey Bruce; action groups are currently in place related to food security, housing, income security, transportation, health equity and community voices.
- [Violence Prevention Grey Bruce](#) was formed by over 30 member organizations from the justice, corrections, child welfare, violence against women, education and social service sectors, working in Grey, Bruce, Nawash, Saugeen and Owen Sound. These members collaborate to end violence in all its forms; current working groups are focused on sexual violence, senior abuse, and human trafficking.
- The [Bruce Peninsula Safe Communities Committee](#) and [Southern Bruce County Safe Communities Committee](#) have been designated by Parachute Canada for their outstanding work to bring together local officials from their municipalities at a leadership table, including representatives from local government, public health, police, fire and emergency services, educational institutions, local business, and health and safety organizations.
- [The Grey Bruce Children's Alliance](#) is dedicated to identifying community needs and supporting collective action that improves the well-being of children and youth in Grey Bruce.
- The Grey Bruce Situation Table for Acute Risk is a strategic alliance of human services, guided by common principles and processes in order to mitigate risk situations for individuals who are at imminent risk of harm and victimization by coordinating wrap-around interventions. Read more about Situation Tables on page 25 of the CSWBP Booklet 2, [Community and Well-Being in Ontario: A Snapshot of Local Voices](#).

## APPENDIX 1

- The [Grey County Hanover-Owen Sound Task Force](#) will analyze issues related to the overall economic and social conditions of the two urban areas through several lenses including but not limited to labour force, social issues and supports, transportation and housing. The Task Force will look at these conditions and develop a report providing recommendations and a workplan for Council's consideration to address opportunities and areas of concern that benefit not only Hanover and Owen Sound but also provide an overall benefit to Grey County as a whole.
- The Hanover Trails 'Eyes & Ears' Volunteer Program volunteer initiative was an action outcome of the 2019 trails safety public engagement and input sessions hosted by Hanover Police Service and Town of Hanover (Parks, Recreation & Culture). Launched in May 2019, volunteers wear Town clothing and contact Parks, Recreation & Culture or the police with any concerns.
- The [Saugeen Shores Police Service Community Watch](#) program essentially provides the Police Service with more eyes and ears on the streets. Local volunteers are there to assist the local police service in the deterrence of unlawful activity within the community.
- The Grey Bruce Integrated Health Coalition is a network of health and community service agencies who work together to solve health system problems, which has led to the development of the [Grey-Bruce Ontario Health Team](#). All partners provide health services – emergency, acute care, home and community care, mental health and addiction care, and long term care – to residents of Bruce and Grey.
- The Grey Bruce Early Years Planning Committee (EYPC) supports Ontario's Vision for the Early Years and Child Care that "all children and families have access to a range of high-quality, inclusive and affordable early years and child care programs and services that are child and family-centred and contribute to children's learning, development and well-being." EPYC is currently focusing their work on data analysis and evaluation, ECE recruitment and retention, and cultural awareness and inclusion.
- The [Saugeen Valley Children's Safety Village](#) is a community project to construct an innovative and interactive educational safety facility – an environment to educate children in safety and aid in the elimination of preventable childhood injuries and fatalities. While the main focus of the Saugeen Valley Children's Safety Village will be on school-age children between Kindergarten and Grade Six, there will be additional community safety events for all ages. Though geographically central to schools in Grey and Bruce Counties, the Village will extend beyond these boundaries to include Huron, Perth, Simcoe, Dufferin, and Wellington Counties. The Saugeen Valley Children's Safety Village will be open to all children and has been designed to accommodate physically challenged children, youth, and adults. There will be no charge for children attending school programs.
- [211 Central East Ontario](#), supported by [Community Connection](#), is a national public utility designed to serve as the "front-door" access to community, social, health and government services. It's a three-digit telephone number assigned by the CRTC for public information and referral. Three-digit telephone numbers (e.g. 511, 911) are not assigned to organizations, but assigned for a purpose deemed of universal social value. In Canada 211 has grown to reach 60% of residents (211.ca). Service in Nova Scotia and Ontario is provide-wide, with increasing service availability in Quebec, British Columbia, Alberta, Saskatchewan, New Brunswick and Nunavut. 211 is free to call, 24/7, bilingual, multilingual and has no geographical boundaries. 211's Community Navigators are accessible by email, and chat and text access channels are under development.

\* This list is not all-inclusive.

## Priority Area Report Links

### Addictions/Substance Misuse

- [Data Report: Exploring patterns of substance use and related harms in Bruce and Grey Counties](#), Community Drug and Alcohol Strategy – Reducing Harm in Bruce & Grey
- [Canadian Substance Use: Costs and Harms 2015–2017](#), Canadian Centre of Substance Use and Addiction
- [Community Alcohol Conversations Report](#), Grey Bruce Health Unit
- [Grey Bruce Opioid Response Plan 2020](#), Grey Bruce Health Unit
- [211 Bruce and Grey Substance Use Disorder Data](#)

### Community Belonging and Neighbourhood/Environment

- [Wellbeing in Bruce and Grey Counties: A Summary of Results from the CIW Community Wellbeing Survey](#), University of Waterloo Faculty of Applied Sciences
- [Vital Focus on Youth Report](#), Community Foundation Grey Bruce
- [Vital Signs](#), Community Foundation Grey Bruce

### Crime Prevention

- [Snapshot 2018](#), Violence Prevention Grey Bruce
- [STOP Sexual Violence Survey 2018](#), Violence Prevention Grey Bruce

### Education and Employment

- [Safe Schools: Statistics on Suspension and Expulsion](#), Ontario Ministry of Education
- [School Board Progress Reports](#), Ontario Ministry of Education
- [Local Lens Bruce County – EmployerOne Survey 2020](#), Four County Labour Market Planning Board
- [Local Lens Grey County – EmployerOne Survey 2020](#), Four County Labour Market Planning Board
- [Local Labour Market Plan – 2020](#), Four County Labour Market Planning Board
- [211 Bruce and Grey Employment & Education Data](#)

### Emotional Violence, Bullying and Harassment

- [Emotional Violence Data](#), Bruce Grey Child and Family Services

\* *Components of Emotional Violence, Bullying and Harassment are explored in various other reports, such as those found in the Community Belonging and Neighbourhood/Environment, Education or Mental Health categories.*

## Healthy Child Development

- [A Profile of Child, Youth and Family Health in Grey and Bruce Counties](#) – Summary Report 2010, Grey Bruce Children’s Alliance
- [Child Care & Early Years Service System Plan: 2019-2024](#), Bruce County
- [Child Care and Early Years Service System Plan 2019 – 2024](#), Grey County
- [Assessing School Readiness in Grey Bruce – Early Development Instrument Results Cycles 1 through 4](#), Grey Bruce Health Unit

## Housing and Homelessness

- [Bruce County Housing & Homelessness Plan Update 2019-2023](#)
- [Grey County’s Housing and Homelessness Plan 2014-2024](#)
- [RentSafe Survey of Municipal Bylaw Enforcement & Property Standards Officers Summary Report](#) December 2019
- [Bruce County Results of the Homelessness Enumeration 2018](#)
- [Grey County Results of the Homelessness Enumeration 2018](#)
- [From Housing to Homes – Safe, Health Homes and Communities Across Bruce County & Grey County](#), Poverty Task Force
- [211 Bruce and Grey Housing & Homelessness Data](#)

## Mental Health

- [Mental Health Challenges Among Youth in Grey Bruce](#), WeCARE
- [Mental Health – Canadian Community Health Survey 2015-16 Grey Bruce](#), Grey Bruce Health Unit
- [Rural Health and Wellness: A Multi-System, Collaborative Approach to Care in the Communities of Grey and Bruce](#), Grey Bruce HealthLink
- [211 Bruce and Grey Mental Health Data](#)

## Physical Health

- [Grey Bruce Community Picture 2014](#), Health Communities Partnership
- [Rural Health and Wellness: A Multi-System, Collaborative Approach to Care in the Communities of Grey and Bruce](#), Grey Bruce HealthLink

## Poverty and Income

- [Bruce Grey Poverty Task Force Impact Report 2020](#)
- [Food Security Hub Project Report 2019](#)
- [Giiwe Executive Evaluation Summary 2019](#)
- [Poverty Task Force 2018 Annual Progress Report](#)
- [Utility Needs in Bruce and Grey Counties July 1, 2015 – June 30, 2016](#)
- [211 Bruce and Grey Poverty & Income Data](#)

# Bruce and Grey Community Safety and Well-Being Survey

## Introduction & Consent

Welcome! Thank you for your interest in this survey.

This survey is being hosted by Public Health Grey Bruce on behalf of the Municipalities of Bruce and Grey Counties as part of the development of a collaborative Community Safety and Well-Being Plan. The survey, which is meant to be completed by residents of Bruce County or Grey County, will help us understand the current state of well-being and feelings of safety in the people of Bruce and Grey so we can work together to focus on local actions to improve the quality of life for everyone.

It will take about 15 minutes to complete the survey. We will ask you questions about your day-to-day life, health, education, employment, and safety experiences. By sharing your experiences and what matters to you, you can help to shape life in Bruce and Grey, determine community priorities, and indicate where you think change is needed.

Your participation in this survey is voluntary and you can refuse to participate or withdraw from the survey at any time simply by stopping the survey. Once you have submitted the survey, you will not be able to withdraw your responses, since they are not linked to individual respondents. Your decision to participate or not will not have an impact on any services you are currently receiving from county social services, a community organization, or a health service, and we do not ask for your name at any time.

Your responses will be kept confidential by grouping responses together and by removing any identifying information. Survey responses will be stored on a secure server at Grey County and the Grey Bruce Health Unit, and only the project coordinator and Grey County and Grey Bruce Health Unit staff who are supporting the project will have access to your individual, anonymous responses. The results will be summarized in a report and shared with local stakeholders and partners. A cleaned and de-identified version of the data set will also be posted on a publicly accessible data sharing website. This data set will not include your open-ended responses or any information that could identify you, certain groups (e.g. certain ethnic groups) or organizations. Open-ended responses (e.g. comments) will not be shared publicly. For more information about this local data sharing initiative, please visit the website <https://bgdisc.ca/>.

If you have any questions about this survey, please contact the project coordinator, Sarah Cowley, through the Community Safety and Well-Being Plan Bruce Grey website, [cswbp-brucegrey.ca](http://cswbp-brucegrey.ca).

By completing and submitting this survey, you are providing your consent for participation.

**If you would like to begin the survey, please turn to the next page.**

**WHERE DO YOU LIVE?**

**1. Is your primary residence in either Bruce County or Grey County?**

- Yes
- No

**2. Are you a permanent, year-round resident?**

- Yes (*\*go to question 4*)
- No

**3. Are you a part-time or seasonal resident? (e.g. you spend winters somewhere else, or you live here part of the year for work)**

- Yes
- No

**4. In which municipality is your primary residence? (Bruce County)**

- Municipality of Arran-Elderslie
- Municipality of Brockton
- Municipality of Kincardine
- Municipality of Northern Bruce Peninsula
- Municipality of South Bruce
- Town of Saugeen Shores
- Town of South Bruce Peninsula
- Township of Huron-Kinloss

**4. In which municipality is your primary residence? (Grey County)**

- City of Owen Sound
- Municipality of Grey Highlands
- Municipality of Meaford
- Municipality of Southgate
- Municipality of West Grey
- Town of Hanover
- Town of the Blue Mountains
- Township of Chatsworth
- Township of Georgian Bluffs

**5. Which community do you live in? (Please specify)**

---



**6. How long have you been a resident of this community?**

- Less than 1 year
- 1-2 years
- 3-5 years
- 6-9 years
- 10-24 years
- 25 years or more

**HAPPINESS, LIFE SATISFACTION, AND SPIRITUAL WELL-BEING**

**7. In general, how satisfied are you with your life as a whole?**

- Very satisfied
- Satisfied
- Neither satisfied nor dissatisfied
- Dissatisfied
- Very dissatisfied

**BELONGING, TRUST, AND RELATIONSHIPS**

**8. How would you describe your feeling of belonging to your local community?**

- Very strong
- Strong
- Neither weak nor strong
- Weak
- Very weak

**9. I would recommend this community to others as a place to live.**

- Strongly agree
- Agree
- Neither agree nor disagree
- Disagree
- Strongly disagree

**10. How do you feel about your relationships with your neighbours?**

- Very satisfied
- Satisfied
- Neither satisfied nor dissatisfied
- Dissatisfied
- Very dissatisfied

11. Please tell us how many of the following people you trust. Place a check in the correct box for each group.

	Trust ALL	Trust MOST	Trust SOME	Trust A FEW	Trust NONE
Neighbours					
Colleagues at Work					
Businesses in the Community					
Healthcare Agencies					
Community Service Agencies					
County Social Service Programs					
Police Services					

**COMMUNITY SAFETY AND PERCEPTIONS/EXPERIENCE OF CRIME**

12. How do you feel about your personal safety in your community?

- Very satisfied
- Satisfied
- Neither satisfied nor dissatisfied
- Dissatisfied
- Very dissatisfied

If very dissatisfied or dissatisfied, describe one thing that would make you feel safer from crime.

---

13. Over the last three years, do you think crime in your community has...

- Decreased substantially
- Decreased somewhat
- Remained the same
- Increased somewhat
- Increased substantially

**14. Compared to other communities in Ontario, do you think your community has...**

- Lower rates of crime
- About the same rates of crime
- Higher rates of crime

**15. How safe do you feel from crime in the following areas?**

	Very SAFE	Reasonably SAFE	Somewhat SAFE	Somewhat UNSAFE	Very UNSAFE	NOT APPLICABLE
When you are in your own home after dark						
Walking alone in your neighbourhood after dark						
Walking alone downtown after dark						

If very unsafe or somewhat unsafe, please share with us the main reason that you feel unsafe.

---

**YOU'RE HALFWAY THERE! We really appreciate your input! Please continue.**

**16. In your opinion, the role of policing in ensuring community safety is...**

- Extremely important
- Very important
- Somewhat important
- Not so important
- Not at all important

**17. How would having more police officers in your neighbourhood/community make you feel?**

- Much safer
- A little bit safer
- No different
- A little less safe
- Much less safe

**18. Which groups do you think play a role in community safety? Select all that apply.**

- Community Services (ie. support services provided by community agencies, like the United Way, the Alzheimer Society, or Victim Services, etc.)
- Elected officials
- Employers
- Faith Institutions
- Family/Youth Services
- Hospitals
- Mental Health and/or Addiction Services
- Police
- Primary Care (Doctors Offices)
- Residents (ie. everyone who lives in the community)
- Schools
- Social Services (ie. services provided through your County or municipality, like Ontario Works or ODSP, etc.)
- Other (please specify) \_\_\_\_\_

**19. How much, if at all, do your feelings about safety and crime impact what you do (where you go and when)?**

- Not at all
- Very little
- Some
- Quite a bit
- Significantly

**20. Do you have children between the ages of 5 and 12?**

- Yes
- No (*\*go to question 22*)

**21. I feel comfortable allowing my children to play outside unsupervised.**

- Strongly agree
- Agree
- Neither agree nor disagree
- Disagree
- Strongly disagree

**22. What are the top areas where you feel improvements are needed to increase safety and well-being in your community? Rate the categories in the column on the left in order of importance with 1 being most important and 10/11 being least important. (Please Note: The column on the right gives you examples of the types of concerns that are included in each category.)**

— **ADDICTIONS/SUBSTANCE MISUSE**

- Alcohol misuse
- Cannabis misuse
- Illegal drug use and misuse
- Prescription drug misuse
- Gambling (online, racetrack, etc.)
- Access to addiction services
- Coordination between addiction services in the community
- Other (please specify)

— **COMMUNITY BELONGING AND NEIGHBOURHOOD/ENVIRONMENT**

- Relationship with neighbours
- Unsafe or unwanted behaviours or activities in the community
- Resident safety
- Support for newcomers
- Support for older adults who are vulnerable
- Support for vulnerable youth
- Traffic safety
- Other (please specify)

— **CRIME PREVENTION**

- Animal cruelty
- Arson
- Break and enter
- Child abuse
- Drug trafficking
- Elder abuse
- Gang activity
- Homicide
- Human trafficking
- Intimate partner or domestic violence
- Physical assault
- Sexual assault
- Theft
- Threats
- Other (please specify)

**EDUCATION AND EMPLOYMENT**

- Availability of education opportunities
- Access to education opportunities
- Affordability of education opportunities
- Education quality
- Availability of job opportunities
- Access to job opportunities
- Job quality
- Opportunities to develop employment skills
- Other (please specify)

**EMOTIONAL VIOLENCE, BULLYING AND HARRASSMENT**

- Emotional violence, bullying and/or harassment in homes
- Emotional violence, bullying and/or harassment in schools
- Emotional violence, bullying and/or harassment in workplaces
- Emotional violence, bullying and/or harassment in businesses and other public spaces
- Emotional violence, bullying and/or harassment in neighbourhoods and communities
- Other (please specify)

**FAMILY AND PEER SITUATION**

- Availability of leisure activities for children
- Access to leisure activities for children
- Affordability of leisure activities for children
- Availability of childcare
- Access to childcare
- Affordability of childcare
- Positive role models
- Positive peer groups
- Stable and nurturing home environments
- Availability of social support services for children
- Access to social support services for children
- Coordination between social support services for children in the community
- Other (please specify)

— HOUSING AND HOMELESSNESS

- Access to housing
- Availability of housing
- Affordability of housing
- Safety of housing
- Quality of housing
- Homelessness
- Other (please specify)

— MENTAL HEALTH

- Mental health (such as depression, anxiety, bipolar disorder)
- Emotional or psychological trauma
- Suicide
- Access to mental health services
- Availability of mental health services
- Affordability of mental health services
- Coordination between mental health services in the community
- Other (please specify)

— PHYSICAL HEALTH

- Access to health services such as a family doctor
- Availability of health services such as a family doctor
- Access to services for persons with a physical disability
- Availability of services for persons with a physical disability
- Access to exercise opportunities
- Availability of exercise opportunities
- Affordability of exercise opportunities
- Access to healthy food
- Availability of healthy food
- Affordability of healthy food
- Other (please specify)

**POVERTY AND INCOME**

- Ability to pay bills and meet basic needs
- Ability to enjoy life and participate in leisure activities
- Stress related to financial concerns
- Availability of financial supports
- Access to financial supports
- Other (please specify)

**OTHER** (please specify) \_\_\_\_\_

**23. NOW: For those categories above that you ranked 1-3, please go back to those lists in the right-hand column and check off all issues that are of particular concern to you. Please select all that apply – but ONLY for those categories that you ranked 1-3.**

**If you are in need of URGENT mental health support or intervention, please call the Mental Health Crisis Line of Grey Bruce at 1-877-470-5200.**

**If you are in need of mental health support or intervention, and wish to locate treatment services in your area, please dial 211.**

**PERSONAL CHARACTERISTICS**

We would like to know more about you so that we can create groupings of answers based on categories like age, gender, community affiliation, etc. so that we can better understand feelings of safety and well-being for all/diverse populations.

**24. With which gender do you most identify?**

- Female
- Male
- Prefer not to say
- Other (please describe) \_\_\_\_\_

**25. What is your age?**

- Younger than 16
- 16 to 17 years
- 18 to 24 years
- 25 to 34 years
- 35 to 44 years
- 45 to 54 years
- 55 to 64 years
- 65 to 74 years
- 75 or older



**26. Are you First Nations, Métis, or Inuit?**

- Yes
- No

**27. Are you Low German Speaking Mennonite, Old Order Mennonite, Orthodox Mennonite, Old Order Amish, or Amish?**

- Yes
- No

**28. Are you a Visible Minority?**

- Yes
- No

**29. Were you born in Canada?**

- Yes (*\*go to question 31*)
- No

**30. How long have you lived in Canada?**

- Less than 1 year
- 1-2 years
- 3-5 years
- 6-9 years
- 10-24 years
- 25 years or more

**31. Which of the following best describes your current marital status?**

- Single, never married
- Married
- Widowed
- Divorced
- Separated
- Living common-law

**32. What is the highest level of education you have completed?**

- Did not attend school
- Some elementary or some high school education
- High school diploma
- Completed technical or community college
- Some college or some university
- University degree (Bachelor's)
- Graduate degree (Master's, PhD)

**33. What is your total annual household income?**

- Less than \$20,000
- \$20,000 to \$34,999
- \$35,000 to \$49,999
- \$50,000 to \$74,999
- \$75,000 to \$99,999
- \$100,000 to \$119,999
- \$120,000 to \$149,999
- \$150,000 or more
- Prefer not to say

**LAST PAGE! You're almost done. Great job.**

**CONCLUDING QUESTION**

**34. Is there anything else you would like to tell us about your safety and well-being in Bruce and Grey?**

---

---

---

**THANK YOU FOR COMPLETING THIS SURVEY!**

If you have any additional questions about this survey or the Bruce and Grey Community Safety and Well-Being Plan, please contact the project coordinator, Sarah Cowley, through the Community Safety and Well-Being Plan Bruce Grey website, [cswbp-brucegrey.ca](http://cswbp-brucegrey.ca).



# Schedules

**The Corporation of the County of Bruce**

---

**The Corporation of the County of Grey**

---

**The City of Owen Sound**

---

**The Municipality of Arran-Elderslie**

---

**The Municipality of Brockton**

---

**The Municipality of Grey Highlands**

---

**The Municipality of Kincardine**

---

**The Municipality of North Bruce Peninsula**

---

**The Municipality of South Bruce**

---

**The Municipality of West Grey**

---

**The Town of Hanover**

---

**The Town Saugeen Shores**

---

**The Town of South Bruce Peninsula**

---

**The Town of The Blue Mountains**

---

**The Township of Chatsworth**

---

**The Township of Georgian Bluffs**

---


**The Township of Huron-Kinloss**

---

**The Township of Southgate**

# The Corporation of the County of Bruce Community Safety & Well-Being Planning

THE MUNICIPALITIES OF BRUCE AND GREY



Together as municipal neighbours in Bruce County and Grey County, we are pioneering a community safety and well-being plan that will identify and address priority risk areas across our region.

Our collaborative approach to creating safer communities has allowed us to make fact-based plans, asset map our collective services and strategies, share resources, and engage with our residents and key partners. As we move our plans forward, our local action teams will tackle specific risks, implement identified safety and well-being initiatives, and monitor performance and community needs. Together, we continue to create an innovative path towards building safe and healthy communities.



**Mitch Twolan**  
Warden of The Corporation of the County of Bruce

## Community Safety & Well-Being **Local Initiatives**

📄 **Need Help? Bruce & Grey Community Information:** 211 is a free, 24/7 hotline that helps people connect to community, social, health and government services in their communities. To support this work Bruce County funds Community Connection/211 to maintain a comprehensive database in partnership with Grey County.

📄 **Human Services:** We are committed to planning, delivering, and advocating for responsive and innovative services that help individuals and families enhance their level of participation and quality of life in our communities. The Human Services Department consists of five program areas providing community level response to community and individual needs through partnerships and granting as service system manager for Child Care and Early Years as well as Housing and Homelessness.

- 📄 **Community Drug and Alcohol Strategy**
- 📄 **Poverty Task Force**
- 📄 **Healthy Communities Partnership**
- 📄 **Children's Alliance**
- 📄 **Newcomer Attraction and Retention and Welcoming Communities**
- 📄 **Membership in SWIFT through WOWC (Rural Broadband)**

For more information, contact the County at [519-881-1291](tel:519-881-1291)

Go Online:

[www.brucecounty.on.ca](http://www.brucecounty.on.ca)

## Population Distribution (▲ 3.1% since 2011)

Population in 2016	<b>68,147</b>	
Population aged 0 to 14	<b>10,770</b>	<b>19.7%</b>
Population aged 15 to 64	<b>41,305</b>	<b>60.6%</b>
Population aged 65+	<b>16,075</b>	<b>19.6%</b>
Population aged 85+	<b>1,850</b>	<b>2.2%</b>

## Immigration, Ethnocultural Diversity & Aboriginal Identity

Canadian citizens by birth	<b>61,470</b>	<b>92.1%</b>
Immigrants	<b>5,135</b>	<b>7.7%</b>
Non-permanent residents	<b>110</b>	<b>0.2%</b>
Identify as visible minority	<b>1,805</b>	<b>2.7%</b>
Identify as Aboriginal (First Nations, Métis, Inuk, other identities)	<b>3,160</b>	<b>4.7%</b>

## Educational Attainment (Population Aged 25-64)

Less than high school	<b>4,230</b>	<b>12.3%</b>
High school diploma or equivalent	<b>9,055</b>	<b>26.4%</b>
Postsecondary certificate/diploma/degree	<b>20,965</b>	<b>61.2%</b>

## Income

Median personal income, before taxes (population aged 15+)	<b>\$33,887.00</b>	
Median household income, before taxes	<b>\$71,193.00</b>	
Individuals in low-income households (based on LIM-AT)	<b>8,655</b>	<b>13.3%</b>

## Home Ownership (Own vs. Rent)

Owner households	<b>23,530</b>	<b>81.5%</b>
Tenant households	<b>5,285</b>	<b>18.3%</b>

## Unaffordable Housing

### (Spending 30% or More of Income on Housing)

Owner households with unaffordable shelter costs	<b>14.8%</b>
Tenant households with unaffordable shelter costs	<b>45.5%</b>

## Labour Force Participation (Population Aged 15+)

In labour force (labour force participation rate)	<b>33,635</b>	<b>60.1%</b>
---	---------------	--------------

## Unemployment Rate (Population Aged 15+ in Labour Force)

Unemployed (unemployment rate)	<b>2,100</b>	<b>6.2%</b>
--------------------------------	--------------	-------------

## Bruce County Website:

[www.brucecounty.on.ca](http://www.brucecounty.on.ca)

## Bruce County – stay connected



[Bruce County Corporate Strategic Plan](#)

[Accessibility Advisory Committee](#)

[Asset Management Plan](#)

[Bruce County Child Care & Early Years  
Service System Plan: 2019 - 2024](#)

[Bruce County Long Term Housing Strategy](#)

[Bruce County Museum & Cultural Centre  
2021-2026 Strategic Plan](#)

[Bruce County Official Plan](#)

[Bruce County Public Library Strategic Plan](#)

[Community Emergency Management](#)

[Economic Task Force](#)

[Environment](#)

[Human Services](#)

[Long Term Care](#)

[Paramedic Services](#)

[Transportation](#)

# The Corporation of the County of Grey Community Safety & Well-Being Planning

THE MUNICIPALITIES OF BRUCE AND GREY



## Safety and well-being is the first step to happiness and joy.

As a municipal services manager, the wellbeing of residents is at the forefront of what we do at the County level, and the services we provide support our areas most vulnerable. Grey County has a blend of rural and urban communities, each with their own distinct identities and unique challenges and opportunities. Building on existing relationships and numerous successful initiatives, the coordination involved in this plan ensures that safe and healthy communities is a shared responsibility. Everyone has a role to play to cooperate and enhance our ability to respond with strategies and actions for improving the safety and wellbeing for all residents in Grey County and Bruce County.



**Paul McQueen**  
Warden of The Corporation of the County of Grey

## Community Safety & Well-Being **Local Initiatives**

- 📄 Grey County Affordable Housing Task Force
- 📄 Grey County Hanover Owen Sound Task Force
- 📄 Climate Change Task Force
- 📄 Community Drug and Alcohol Strategy
- 📄 Poverty Task Force
- 📄 Healthy Communities Partnership
- 📄 Children's Alliance
- 📄 Newcomer Attraction and Retention and Welcoming Communities
- 📄 Membership in SWIFT through WOWC (rural broadband)

For more information, contact the County at [519-376-2205](tel:519-376-2205)

Go Online:

[www.grey.ca](http://www.grey.ca)

## Population Distribution (▲ 3.1% since 2011)

Population in 2016	<b>93,830</b>	
Population aged 0 to 14	<b>13,890</b>	<b>14.8%</b>
Population aged 15 to 64	<b>57,310</b>	<b>61.1%</b>
Population aged 65+	<b>22,630</b>	<b>24.1%</b>
Population aged 85+	<b>2,980</b>	<b>3.2%</b>

## Immigration, Ethnocultural Diversity & Aboriginal Identity

Canadian citizens by birth	<b>84,265</b>	<b>91.9%</b>
Immigrants	<b>7,360</b>	<b>8.0%</b>
Non-permanent residents	<b>115</b>	<b>0.1%</b>
Identify as visible minority	<b>1,900</b>	<b>2.1%</b>
Identify as Aboriginal (First Nations, Métis, Inuk, other identities)	<b>2,360</b>	<b>2.6%</b>

## Educational Attainment (Population Aged 25-64)

Less than high school	<b>7,170</b>	<b>15.3%</b>
High school diploma or equivalent	<b>13,460</b>	<b>28.8%</b>
Postsecondary certificate/diploma/degree	<b>26,165</b>	<b>55.9%</b>

## Income

Median personal income, before taxes (population aged 15+)	<b>\$31,155.00</b>	
Median household income, before taxes	<b>\$62,935.00</b>	
Individuals in low-income households (based on LIM-AT)	<b>14,185</b>	<b>15.5%</b>

## Home Ownership (Own vs. Rent)

Owner households	<b>30,340</b>	<b>76.7%</b>
Tenant households	<b>9,225</b>	<b>23.3%</b>

## Unaffordable Housing

### (Spending 30% or More of Income on Housing)

Owner households with unaffordable shelter costs	<b>17.4%</b>
Tenant households with unaffordable shelter costs	<b>46.5%</b>

## Labour Force Participation (Population Aged 15+)

In labour force (labour force participation rate)	<b>47,510</b>	<b>61.0%</b>
---	---------------	--------------

## Unemployment Rate (Population Aged 15+ in Labour Force)

Unemployed (unemployment rate)	<b>2,790</b>	<b>5.9%</b>
--------------------------------	--------------	-------------

[Grey County Website](#)

**Grey County – stay connected**



**Grey County Corporate Strategic Plan 2017-2019**

[Corporate Strategic Plan](#)

Grey County... an exceptional blend of healthy living and economic opportunity, where people feel genuinely at home and naturally inspired.

**Vision:** To be the place where people feel genuinely at home and naturally inspired - enjoying an exceptional blend of active healthy living and economic opportunity.

**Values:** Leadership, Teamwork, Communication, Respect and Fiscal Responsibility.

[Accessibility Advisory Committee](#)

**Asset Management Plan** (in development)

[Grey County Paramedic Services](#)

[Children's Services](#)

[Social Services](#) (Ontario Works administration)

[Long-Term Care](#)

[Rent Geared to Income Housing and other supports](#)

[Community Improvement Plan](#)

[Housing and Homelessness Plan](#)

**Climate Change Action Plan** (in development)

[Economic Development](#), [Tourism](#) and [Culture](#)

[Emergency Response Plan](#) and resources

[Transportation Master Plan](#) – [Grey Transit Route](#) (community transportation)

[Cycling and Trails Master Plan](#)

[Public Access Defibrillation Program](#)

# The City of Owen Sound Community Safety & Well-Being Planning

THE MUNICIPALITIES OF BRUCE AND GREY




The City of Owen Sound is committed to fostering and building a safe community that supports the health and well-being of all residents.

The Community Safety and Well-Being Plan (CSWBP) is evidence of Council's promise to address emerging issues before they become critical, by identifying priority risk factors and strategies to help reduce them. By working together, we can build strong networks to implement proactive measures with crime prevention, safe schools and social determinants of health.

On behalf of Council, I would like to extend a sincere thank you to the CSWBP Advisory Committee for creating this outcome-based model for municipalities, agencies, and community members to collaborate and achieve community well-being for our residents.

Please read and share the report. Together, we can continue to make Owen Sound and all of Bruce and Grey Counties a welcoming, safe, and healthy community where you want to live.



**Ian Boddy**  
Mayor of the City of Owen Sound

## Community Safety & Well-Being **Local Initiatives**

- Improving Parks, New Playgrounds, Improving Outdoor Trails – City provides excellent recreation amenities – from trails to splash pads and the 3 indoor ice rinks!
- Library Programs
- Hot Spot Initiative
- Partnership with Public Health on land use planning review – Health Community Lens
- Cooling Centres/Warming Centres
- Fire Prevention and Education Programs
- Partnership with Family Y at Harrison Park – free swimming
- City Task Force on Police Services
- Partnership with Family Y on the Joint Health Fitness and Recreation Centre
- Municipal Transit Service, including Accessible Transit
- Programs – Disconnection ban during COVID-19 pandemic (regarding municipal services)
- No Charge Public Events
- City's partnership on affordable housing through OSMNP Housing
- City waiving Development Charges for Purpose Built rental accommodation

For more information, contact the Municipality at [519-376-1440](tel:519-376-1440)

Go Online:

[www.owensound.ca](http://www.owensound.ca)



## Population Distribution (▼ 1.6% since 2011)

Population in 2016	<b>21,341</b>	
Population aged 0 to 14	<b>3,075</b>	<b>14.4%</b>
Population aged 15 to 64	<b>12,940</b>	<b>60.6%</b>
Population aged 65+	<b>5,325</b>	<b>25.0%</b>
Population aged 85+	<b>1,120</b>	<b>5.2%</b>

## Immigration, Ethnocultural Diversity & Aboriginal Identity

Canadian citizens by birth	<b>18,830</b>	<b>92.6%</b>
Immigrants	<b>1,485</b>	<b>7.3%</b>
Non-permanent residents	<b>35</b>	<b>0.2%</b>
Identify as visible minority	<b>835</b>	<b>4.1%</b>
Identify as Aboriginal (First Nations, Métis, Inuk, other identities)	<b>895</b>	<b>4.4%</b>

## Educational Attainment (Population Aged 25-64)

Less than high school	<b>1,530</b>	<b>14.6%</b>
High school diploma or equivalent	<b>3,180</b>	<b>30.4%</b>
Postsecondary certificate/diploma/degree	<b>5,745</b>	<b>54.9%</b>

## Income

Median personal income, before taxes (population aged 15+)	<b>\$28,807.00</b>	
Median household income, before taxes	<b>\$51,042.00</b>	
Individuals in low-income households (based on LIM-AT)	<b>4,115</b>	<b>20.2%</b>

## Home Ownership (Own vs. Rent)

Owner households	<b>5,500</b>	<b>57.1%</b>
Tenant households	<b>4,130</b>	<b>42.9%</b>

## Unaffordable Housing

### (Spending 30% or More of Income on Housing)

Owner households with unaffordable shelter costs	<b>15.9%</b>
Tenant households with unaffordable shelter costs	<b>49.2%</b>

## Labour Force Participation (Population Aged 15+)

In labour force (labour force participation rate)	<b>10,130</b>	<b>58.6%</b>
---	---------------	--------------

## Unemployment Rate (Population Aged 15+ in Labour Force)

Unemployed (unemployment rate)	<b>745</b>	<b>7.4%</b>
--------------------------------	------------	-------------

- [City's Strategic Plan](#)
- [City's Building By-law](#)
- [Development Charges By-law](#)
- [Planning Act](#)
- [Ontario Heritage Act](#)
- [Provincial Policy Statement \(PPS\)](#)
- [County of Grey Official Plan](#)
- [City's Official Plan](#)
- [Comprehensive Zoning By-law 2010-078](#)
- [Community Improvement Plan \(update underway – new programs on Accessibility\)](#)
- [Downtown & Harbourfront Master Plan \(2000\)](#)
- [Downtown River Precinct Plan](#)
- [Site Plan Approval Guidelines](#)
- [Site Plan Control By-law](#)
- [Community Gardens Policy \(2011\)](#)
- [Heritage Property Tax Relief By-law](#)
- [Facade and Structural Improvement Plan](#)
- [Street Furniture & Sidewalk Patio Design Guidelines](#)
- [Recreation, Parks & Facilities Master Plan \(2018\)](#)
- [Greenwood Cemetery Master Plan \(2020\)](#)
- [Harrison Park Master Plan \(2002\)](#)
- [Kelso Beach Master Plan \(2010\)](#)
- [Victoria Park Master Plan \(2011\)](#)
- [Trails Master Plan \(2012\)](#)
- [City's Ice Allocation Policy](#)
- [City's Municipal Alcohol Policy](#)
- [Cultural Master Plan \(updated 2012\)](#)
- [Public Art Policy \(2010\)](#)
- [Multi-Year Accessibility Plan](#)
- [Asset Management Plan](#)
- [Emergency Response Plan](#)
- [Transportation Master Plan](#)
- [Climate Change Adaptation Plan](#)

# The Municipality of Arran-Elderslie Community Safety & Well-Being Planning

THE MUNICIPALITIES OF BRUCE AND GREY



## The Municipality of Arran-Elderslie is the centre, or you could say the heart, of Bruce County.

Even though quieter and more rural than some of our neighbours, our communities are filled with volunteers heroically making Arran-Elderslie a great place to live, work or play.

The Community Safety and Well-Being Plan was developed to keep Arran-Elderslie safe today, tomorrow, and beyond and will be a useful guide for residents and visitors. Many thanks to everyone who contributed to the plan and those who continue to make Arran-Elderslie a safe, welcoming, inclusive community.



**Steve Hammell**  
Mayor of the Municipality of Arran-Elderslie

## Community Safety & Well-Being **Local Initiatives**

[Arran-Elderslie Explore and Play](#)

[Arran-Elderslie Explore and Play: Community Groups and Organizations](#)

### **Chesley Physician Recruitment Committee**

Contact Chenelle Monk [chenelle@physicianrecruitmentchesley.com](mailto:chenelle@physicianrecruitmentchesley.com)

### **Chesley Hospital Foundation**

Contact Pamela Cookston [pcookson@sbghc.on.ca](mailto:pcookson@sbghc.on.ca)

For more information, contact the Municipality at [519-363-3039](tel:519-363-3039)

Go Online:

[www.arran-elderslie.ca](http://www.arran-elderslie.ca)

## Population Distribution (▼ 0.1% since 2011)

Population in 2016	<b>6,803</b>	
Population aged 0 to 14	<b>1,340</b>	<b>19.7%</b>
Population aged 15 to 64	<b>4,125</b>	<b>60.6%</b>
Population aged 65+	<b>1,335</b>	<b>19.6%</b>
Population aged 85+	<b>150</b>	<b>2.2%</b>

## Immigration, Ethnocultural Diversity & Aboriginal Identity

Canadian citizens by birth	<b>6,370</b>	<b>94.9%</b>
Immigrants	<b>320</b>	<b>4.8%</b>
Non-permanent residents	<b>25</b>	<b>0.4%</b>
Identify as visible minority	<b>130</b>	<b>1.9%</b>
Identify as Aboriginal (First Nations, Métis, Inuk, other identities)	<b>120</b>	<b>1.8%</b>

## Educational Attainment (Population Aged 25-64)

Less than high school	<b>560</b>	<b>16.6%</b>
High school diploma or equivalent	<b>945</b>	<b>28.0%</b>
Postsecondary certificate/diploma/degree	<b>1,870</b>	<b>55.3%</b>

## Income

Median personal income, before taxes (population aged 15+)	<b>\$31,728.00</b>	
Median household income, before taxes	<b>\$63,687.00</b>	
Individuals in low-income households (based on LIM-AT)	<b>1,205</b>	<b>17.9%</b>

## Home Ownership (Own vs. Rent)

Owner households	<b>2,205</b>	<b>80.2%</b>
Tenant households	<b>550</b>	<b>20.0%</b>

## Unaffordable Housing

### (Spending 30% or More of Income on Housing)

Owner households with unaffordable shelter costs	<b>18.6%</b>
Tenant households with unaffordable shelter costs	<b>51.4%</b>

## Labour Force Participation (Population Aged 15+)

In labour force (labour force participation rate)	<b>3,560</b>	<b>61.9%</b>
---	--------------	--------------

## Unemployment Rate (Population Aged 15+ in Labour Force)

Unemployed (unemployment rate)	<b>235</b>	<b>6.6%</b>
--------------------------------	------------	-------------

The purpose of the Bruce County Official Plan is to establish a policy framework to guide the physical, social and economic development of the County and to protect the natural environment within the County to the year 2021. Please contact the County to apprise yourself about the Official Plan update process which is now underway.

A Recreation Master Plan is underway for the Municipality. This Plan will provide guidance and direction to the Municipality with respect to planning of the parks and recreation systems and is aimed at maximizing the way in which the Municipality delivers parks and community recreation facilities to local residents in partnership with community stakeholders and volunteers.

An Economic Development Strategic Plan will give an overarching strategy and action plan to guide projects and funds long term. This strategy will define priority areas, industry specific strategies and action items with outlined costs. This strategy will ensure that economic development in Arran-Elderslie is focused on priority areas that resonate with residents, business owners and Council and ensure that there is fair and equitable economic development throughout the entire Municipality.

An Asset Management Plan is in place to serve as a strategic and financial document ensuring the management of the municipal infrastructure follows sound asset management principles.

# The Municipality of Brockton Community Safety & Well-Being Planning


THE MUNICIPALITIES OF BRUCE AND GREY



The Municipality of Brockton is a caring and welcoming community. Whether you're a newcomer or a long-time resident, a visitor or just passing through, Brockton feels like home.

Here you can put down roots in a safe, welcoming and affordable community with top-notch schools, childcare, health facilities and government services.

The Community Safety and Well-Being Plan was developed to encourage the maintenance of safety and security for current and future residents of Brockton. Brockton is an inclusive community of many generations, this Plan will assist residents, organizations, and businesses in achieving community well-being. The Plan recognizes the opportunities and services available to make everyone feel safe and improve their quality of life.



**Chris Peabody**  
Mayor of the Municipality of Brockton

## Community Safety & Well-Being **Local Initiatives**


### **Southern Bruce County Safe Communities Committee**

The Southern Bruce County Safe Communities Committee is a Community Safety Committee of Parachute Canada. The committee's goal is to promote public safety through education programs. The Southern Bruce County Safe Communities Committee is made up of representatives from community organization such as police, fire, EMS, social services, health unit, as well as local citizens who care about the health and overall well-being of the community.

 [Parachute Canada](#)

 [Southern Bruce Safe Communities Committee](#)

### **Alcohol Working Group**

- Chair – Paige Haverkamp, Grey Bruce Health Unit, [p.haverkamp@publichealthgreybruce.on.ca](mailto:p.haverkamp@publichealthgreybruce.on.ca)
  - Chair – Adam Belanger, Grey Bruce O.P.P. [Adam.Belanger@opp.ca](mailto:Adam.Belanger@opp.ca)
  - Community Drug and Alcohol Strategy Coordinator – Alison Govier [AGovier@cmhagb.org](mailto:AGovier@cmhagb.org)
-  <https://drugstrategy.org/>

For more information, contact the Municipality at [519-881-2223](tel:519-881-2223)

Go Online:

[www.Brockton.ca](http://www.Brockton.ca)

## Population Distribution (▲ 0.3% since 2011)

Population in 2016	<b>9,461</b>	
Population aged 0 to 14	<b>1,585</b>	<b>16.8%</b>
Population aged 15 to 64	<b>5,880</b>	<b>62.2%</b>
Population aged 65+	<b>1,995</b>	<b>21.1%</b>
Population aged 85+	<b>260</b>	<b>2.7%</b>

## Immigration, Ethnocultural Diversity & Aboriginal Identity

Canadian citizens by birth	<b>8,870</b>	<b>95.9%</b>
Immigrants	<b>375</b>	<b>4.1%</b>
Non-permanent residents	-	-
Identify as visible minority	<b>125</b>	<b>1.4%</b>
Identify as Aboriginal (First Nations, Métis, Inuk, other identities)	<b>75</b>	<b>0.8%</b>

## Educational Attainment (Population Aged 25-64)

Less than high school	<b>755</b>	<b>15.6%</b>
High school diploma or equivalent	<b>1,420</b>	<b>29.2%</b>
Postsecondary certificate/diploma/degree	<b>2,680</b>	<b>55.2%</b>

## Income

Median personal income, before taxes (population aged 15+)	<b>\$34,026.00</b>	
Median household income, before taxes	<b>\$67,597.00</b>	
Individuals in low-income households (based on LIM-AT)	<b>1,225</b>	<b>13.6%</b>

## Home Ownership (Own vs. Rent)

Owner households	<b>3,060</b>	<b>77.7%</b>
Tenant households	<b>880</b>	<b>22.3%</b>

## Unaffordable Housing

### (Spending 30% or More of Income on Housing)

Owner households with unaffordable shelter costs	<b>13.2%</b>
Tenant households with unaffordable shelter costs	<b>42.2%</b>

## Labour Force Participation (Population Aged 15+)

In labour force (labour force participation rate)	<b>5,025</b>	<b>65.6%</b>
---	--------------	--------------

## Unemployment Rate (Population Aged 15+ in Labour Force)

Unemployed (unemployment rate)	<b>240</b>	<b>4.8%</b>
--------------------------------	------------	-------------

[Publications, Plans and Reports](#)

[Community Profile](#)

[Municipal Services Review](#)

[Final Report](#)

[2016 Implementation Plan](#)

[Sustainable Strategic Plan](#)

[Asset Management Plan](#)

[Recreation and Leisure Services Master Plan](#)

[Brockton Official Plans](#)

[County of Bruce Official Plan](#)

[Walkerton Official Plan](#)  
(however it is being consolidated by the County)

[Walkerton Community Improvement Plan](#)

# The Municipality of Grey Highlands Community Safety & Well-Being Planning

THE MUNICIPALITIES OF BRUCE AND GREY



The Municipality of Grey Highlands, the gateway to the Beaver Valley, is the 882 square kilometre region in the southeast corner of Grey County.

It is the home to 10,000 residents who embrace the region's natural beauty including the Saugeen and Beaver Rivers, the Bruce Trail, Osprey Bluffs, and numerous waterfalls and scenic vistas.

Through the implementation of the Community Safety and Well-Being Plan, the Municipality of Grey Highlands has committed to working with our municipal partners and stakeholders to maintain a safe community to live, work, visit and explore now, and in the years to come.



**Paul McQueen**  
Mayor of the Municipality of Grey Highlands

## Community Safety & Well-Being **Local Initiatives**

### Community Grant Program

The Municipality of Grey Highlands recognizes the many benefits that various groups, organizations, and individual volunteers provide by promoting and improving upon the cultural, social, and economic well-being of the community. It is for this reason that the Municipality is committed to treating all requests for contributions in a consistent, fair and equitable manner subject to local needs, priorities, and Council's approved budget.

### **Community Engagement and Action (Under Development)**

The Department of Economic and Community Development recommends that the Municipality work with individual residents and community groups to explore the development of a citizen-led community well-being group. The Municipality would be part of the initial conversation, help bring people together, and offer support to the group in the initial stages through the provision of meeting space (when physical meetings are permitted) and workshops and networking opportunities. However, it is important to note that once the group has found its footing, the Municipality would take a step back and offer support on an as-needed basis, though still maintaining a presence in the initiative.

For more information, contact the Municipality at [519-986-1216](tel:519-986-1216)

Go Online:

[www.greyhighlands.ca](http://www.greyhighlands.ca)

## Population Distribution (▲ 3.0% since 2011)

Population in 2016	<b>9,804</b>	
Population aged 0 to 14	<b>1,605</b>	<b>16.4%</b>
Population aged 15 to 64	<b>6,020</b>	<b>61.4%</b>
Population aged 65+	<b>2,175</b>	<b>22.2%</b>
Population aged 85+	<b>225</b>	<b>2.3%</b>

## Immigration, Ethnocultural Diversity & Aboriginal Identity

Canadian citizens by birth	<b>8,975</b>	<b>92.4%</b>
Immigrants	<b>715</b>	<b>7.4%</b>
Non-permanent residents	<b>25</b>	<b>0.3%</b>
Identify as visible minority	<b>100</b>	<b>1.0%</b>
Identify as Aboriginal (First Nations, Métis, Inuk, other identities)	<b>180</b>	<b>1.9%</b>

## Educational Attainment (Population Aged 25-64)

Less than high school	<b>830</b>	<b>17.2%</b>
High school diploma or equivalent	<b>1,420</b>	<b>29.5%</b>
Postsecondary certificate/diploma/degree	<b>2,570</b>	<b>53.3%</b>

## Income

Median personal income, before taxes (population aged 15+)	<b>\$30,715.00</b>	
Median household income, before taxes	<b>\$67,447.00</b>	
Individuals in low-income households (based on LIM-AT)	<b>1,445</b>	<b>14.9%</b>

## Home Ownership (Own vs. Rent)

Owner households	<b>3,305</b>	<b>84.6%</b>
Tenant households	<b>595</b>	<b>15.2%</b>

## Unaffordable Housing

### (Spending 30% or More of Income on Housing)

Owner households with unaffordable shelter costs	<b>20.5%</b>
Tenant households with unaffordable shelter costs	<b>46.6%</b>

## Labour Force Participation (Population Aged 15+)

In labour force (labour force participation rate)	<b>5,025</b>	<b>61.9%</b>
---	--------------	--------------

## Unemployment Rate (Population Aged 15+ in Labour Force)

Unemployed (unemployment rate)	<b>310</b>	<b>6.2%</b>
--------------------------------	------------	-------------

**Asset Management Plan:** The Municipality of Grey Highlands Asset Management Plan is for core infrastructure services such as water, wastewater, storm, roads and bridges. It provides reference for renewing, operating, maintaining, building, replacing and disposing of core infrastructure assets.

**Official Plan:** The Municipality of Grey Highlands Official Plan consists of policies that govern land use for long-term growth. It is under regular review to make sure that it meets changing needs.

**Strategic Plan:** The Grey Highlands Strategic Plan will guide the Municipality through 2023. It acts as a tool to help determine key issues and forms a basis of actions while outlining focus Areas to accomplish goals.

- [📄 Grey Highlands Reports, Studies and Plans](#)
- [📄 Community Improvement Plan](#)
- [📄 Grey Highlands Community Profile](#)
- [📄 \[re\]CALL Project](#)
- [📄 Climate Action Committee Task Force](#)
- [📄 Community Development Advisory Committee](#)
- [📄 Digital Main Street](#)
- [📄 Social Enterprise Project](#)
- [📄 Grey Highlands Community Fund](#)
- [📄 Seniors Advisory Committee](#)
- [📄 Museum & Heritage Advisory Committee](#)
- [📄 Grey Highlands Business & Economic Development](#)

# The Municipality of Kincardine Community Safety & Well-Being Planning

THE MUNICIPALITIES OF BRUCE AND GREY



The Municipality of Kincardine is a beautiful lakeside community that is home to many permanent and seasonal residents and annually welcomes visitors from around the world to enjoy our many local assets.

It is with all these people in mind that we developed our first Community Safety and Well Being Plan. The goal of this plan is to achieve sustainable communities where everyone is safe, has a sense of belonging, opportunities to participate, and where individuals and families are able to meet their needs for education, health care, food, housing, income and social and cultural expression. This plan will be a tool used not only by our Municipal Council but also by the many organizations, charities and businesses that call the Municipality of Kincardine home and partner with us to create a safe, healthy and inclusive community.



**Anne Eadie**  
Mayor of the Municipality of Kincardine

## Community Safety & Well-Being **Local Initiatives**

### **Human Trafficking Awareness**

In late 2019, the Kincardine Police Services Board was awarded a Community Safety and Policing Grant – Provincial Priorities to raise awareness and offer support for survivors of sexual assault and harassment and human trafficking. In partnership with Huron-Kinloss Police Services Board, Brockton Police Services Board, Women's House Service Bruce and Grey, Victims Services Bruce Grey Perth, and the South Bruce OPP three community awareness sessions were held in early 2020 about human trafficking to educate parents, adults who work with youth, like coaches and teachers, and other community leaders about the signs that someone may be involved with human trafficking and the local resources available to help survivors. The sessions were attended by over

250 residents and others from the surrounding area. The next phase of the grant involves partnering with local school boards to provide teachers with the appropriate resources to educate students about human trafficking.

### **School Resource Officer**

The Kincardine Police Services Board also received a Community Safety and Policing Grant – Local Priorities to fund a school resource officer who acts as a positive role-model and mentor for youth and promotes positive interactions between youth and police. The school resources officer also provides programming on topics such as human trafficking education, to support the changing and diverse community.

(Continued on next page)



# Municipality Statistics

Statistics  
Canada – 2016

## Population Distribution (▲ 1.9% since 2011)

Population in 2016	<b>11,389</b>	
Population aged 0 to 14	<b>1,845</b>	<b>16.2%</b>
Population aged 15 to 64	<b>7,040</b>	<b>61.8%</b>
Population aged 65+	<b>2,505</b>	<b>22.0%</b>
Population aged 85+	<b>290</b>	<b>2.5%</b>

## Immigration, Ethnocultural Diversity & Aboriginal Identity

Canadian citizens by birth	<b>9,840</b>	<b>88.1%</b>
Immigrants	<b>1,310</b>	<b>11.7%</b>
Non-permanent residents	<b>25</b>	<b>0.2%</b>
Identify as visible minority	<b>625</b>	<b>5.6%</b>
Identify as Aboriginal (First Nations, Métis, Inuk, other identities)	<b>320</b>	<b>2.9%</b>

## Educational Attainment (Population Aged 25-64)

Less than high school	<b>460</b>	<b>7.8%</b>
High school diploma or equivalent	<b>1,485</b>	<b>25.1%</b>
Postsecondary certificate/diploma/degree	<b>3,965</b>	<b>67.1%</b>

## Income

Median personal income, before taxes (population aged 15+)	<b>\$39,424.00</b>	
Median household income, before taxes	<b>\$86,363.00</b>	
Individuals in low-income households (based on LIM-AT)	<b>1,085</b>	<b>9.7%</b>

## Home Ownership (Own vs. Rent)

Owner households	<b>3,915</b>	<b>80.6%</b>
Tenant households	<b>940</b>	<b>19.4%</b>

## Unaffordable Housing

(Spending 30% or More of Income on Housing)

Owner households with unaffordable shelter costs	<b>13.4%</b>
Tenant households with unaffordable shelter costs	<b>40.6%</b>

## Labour Force Participation (Population Aged 15+)

In labour force (labour force participation rate)	<b>5,690</b>	<b>61.6%</b>
---	--------------	--------------


## Unemployment Rate (Population Aged 15+ in Labour Force)

Unemployed (unemployment rate)	<b>370</b>	<b>6.5%</b>
--------------------------------	------------	-------------

# Local Initiatives (Continued)

## Speeding

To combat excessive speeding, the Kincardine Police Services Board and Municipality of Kincardine Public Works Department recently invested in a covert speed measuring device. The Black CAT is a non-intrusive, roadside radar detector and will be able to detect and report on vehicle speed, class and volume, allowing the OPP to make well-informed decisions about where additional enforcement would be most effective in the community.

 **Kincardine Fire and Emergency Services (KFES)** offers Home Inspections and Fire Inspections, Public Education Programs, Fire Safety Plans and Home Escape Plans, Fire Extinguisher Training, and a Lockbox Program. Visit their website for more details!

 **Kincardine Trails Association**

 **Partnerships with Service Groups & Clubs**

# Municipal Plans/Services/Links

 **Kincardine Corporate Strategic Plan**

 **Municipality of Kincardine Economic Development Strategy**

 **Municipality of Kincardine Official Plan - Kincardine Talks**

 **Master Cycling Plan**

 **Community Investment Grants**

 **Kincardine Community Fund**

 **Accessible Initiatives**

 **Asset Management Plan**

 **Environment Initiatives**

 **Emergency Preparedness**

 **Emergency Response Plan**

 **Emergency Response Management System (ERMS)**

# The Municipality of North Bruce Peninsula Community Safety & Well-Being Planning

THE MUNICIPALITIES OF BRUCE AND GREY



The Municipality of Northern Bruce Peninsula is a very special place, known as much for its sense of community as it is for its unique rural environment.

Our Municipality is a vibrant and growing area with safe communities and residents enjoy a high quality of life. The Community Safety and Well-Being Plan was developed to help keep Northern Bruce safe and healthy today, and for future generations. It is not only a road map for local governments but a useful tool for organizations, businesses and residents who are key allies in achieving community wellbeing. Building this plan and working together, we will keep Northern Bruce Peninsula a great place to call home, work, raise a family and retire.



**Milt McIver**

Mayor of the Municipality of Northern Bruce Peninsula

## Community Safety & Well-Being **Local Initiatives**

[Click here](#) to learn more about community clubs and organizations in Northern Bruce Peninsula!

[The Northern Bruce Peninsula Community Support Advisory Action Committee \(NBPCSAAC\)](#)  
[dshcolter@cabletv.on.ca](mailto:dshcolter@cabletv.on.ca) (senior support services)

[Bruce Peninsula Safe Communities Committee](#)  
(Help reduce speed and accidents on Highway #6)

**Keep the Bruce Clean & Green Initiative**  
[keepthebruceclean@gmail.com](mailto:keepthebruceclean@gmail.com)

[Royal Canadian Legion #202, Lion's Head](#)  
(assist with various project and support services)

[Royal Canadian Legion #290, Tobermory](#) assist with various project and support services)

[Bruce Peninsula Environment Group \(BPEG\)](#)  
(support various projects)

[Bruce Peninsula Minor Hockey Association](#)  
(assist and support for children)

(Continued on next page)

For more information, contact the Municipality at [519-793-3522](tel:519-793-3522)

Go Online:

[www.northbrucepeninsula.ca](http://www.northbrucepeninsula.ca)

# Municipality Statistics

Statistics  
Canada – 2016

## Population Distribution (▲ 6.8% since 2011)

Population in 2016	3,999	
Population aged 0 to 14	320	8.0%
Population aged 15 to 64	2,115	52.9%
Population aged 65+	1,560	39.0%
Population aged 85+	155	3.9%

## Immigration, Ethnocultural Diversity & Aboriginal Identity

Canadian citizens by birth	3,415	88.9%
Immigrants	410	10.7%
Non-permanent residents	20	0.5%
Identify as visible minority	65	1.7%
Identify as Aboriginal (First Nations, Métis, Inuk, other identities)	170	4.4%

## Educational Attainment (Population Aged 25-64)

Less than high school	190	10.7%
High school diploma or equivalent	550	30.9%
Postsecondary certificate/diploma/degree	1,040	58.4%

## Income

Median personal income, before taxes (population aged 15+)	\$31,470.00	
Median household income, before taxes	\$59,776.00	
Individuals in low-income households (based on LIM-AT)	545	14.2%

## Home Ownership (Own vs. Rent)

Owner households	1,790	92.5%
Tenant households	145	7.5%

## Unaffordable Housing

### (Spending 30% or More of Income on Housing)

Owner households with unaffordable shelter costs	19.8%	
Tenant households with unaffordable shelter costs	46.4%	

## Labour Force Participation (Population Aged 15+)

In labour force (labour force participation rate)	1,625	46.4%
---	-------	-------

## Unemployment Rate (Population Aged 15+ in Labour Force)

Unemployed (unemployment rate)	115	7.1%
--------------------------------	-----	------

# Local Initiatives (Continued)

- ✚ Peninsula Bruce Trail Club  
(offer support for outdoor activity)
- ✚ Bruce Peninsula Biosphere Association (BPBA)  
(assist with local environment projects, etc.)

**The Old Schoolhouse Seniors' Club, Stokes Bay**  
[hogarth@amtelecom.net](mailto:hogarth@amtelecom.net)

**Pike Bay Community Association**  
[pikebayontario@gmail.com](mailto:pikebayontario@gmail.com)

- ✚ Tobermory Meeting Place  
(food bank, support services)
- ✚ Bruce Peninsula Hospice (support services)
- ✚ Community Safety and Well-Being

# Municipal Plans/Services/Links

Visit the Northern Bruce Peninsula website:

✚ [www.northbrucepeninsula.ca](http://www.northbrucepeninsula.ca)

- ✚ Asset Management Plan
- ✚ Community Profile
- ✚ County of Bruce Official Plan
- ✚ Economic Development Strategy
- ✚ Long-Term Waste Management Plan
- ✚ Official Plan for Tobermory, Lion's Head and Ferndale
- ✚ Parks and Recreation Master Plan
- ✚ Strategic Plan Currently (being revised 2020)
- ✚ Tobermory Airport Assessment
- ✚ Emergency Plan
- ✚ Evacuation Plan
- ✚ Pandemic Influenza Plan
- ✚ Forest Fire Emergency Plan
- ✚ Animal Care Emergency Plan
- ✚ Warming and Cooling Centre Guidelines
- ✚ Flooding and High-Water Planning Guide


# The Municipality of South Bruce Community Safety & Well-Being Planning

THE MUNICIPALITIES OF BRUCE AND GREY



The Municipality of South Bruce is a vibrant welcoming community, rich in agricultural roots and heritage. It is a great place to live and raise a family.

Ensuring and maintaining a safe community is so important for our current residents and the retention of future generations and therefore the Community Safety and Well-Being Plan is an important initiative. By being part of this collaboration, we strive to ensure that everyone has the right to live in a safe and vibrant community.



**Robert Buckle**  
Mayor of the Municipality of South Bruce

## Community Safety & Well-Being **Local Initiatives**

### Teeswater Medical Centre Development Steering Committee

This committee is exploring options for retaining a medical facility in Teeswater.

### Adopt a Road Program

Public service program for volunteers to pick up litter along a certain right-of-way (individuals or groups adopt a portion of road and a sign is installed acknowledging their efforts).

### South Bruce 55+ Games

Offering fun, fitness and programs for seniors such as cards & pickleball.

## Population Distribution (▼ 0.8% since 2011)

Population in 2016	<b>5,639</b>	
Population aged 0 to 14	<b>1,020</b>	<b>18.1%</b>
Population aged 15 to 64	<b>3,665</b>	<b>65.0%</b>
Population aged 65+	<b>955</b>	<b>16.9%</b>
Population aged 85+	<b>75</b>	<b>1.3%</b>

## Immigration, Ethnocultural Diversity & Aboriginal Identity

Canadian citizens by birth	<b>5,440</b>	<b>96.7%</b>
Immigrants	<b>180</b>	<b>3.2%</b>
Non-permanent residents	-	-
Identify as visible minority	<b>50</b>	<b>0.9%</b>
Identify as Aboriginal (First Nations, Métis, Inuk, other identities)	<b>45</b>	<b>0.8%</b>

## Educational Attainment (Population Aged 25-64)

Less than high school	<b>490</b>	<b>16.9%</b>
High school diploma or equivalent	<b>950</b>	<b>32.8%</b>
Postsecondary certificate/diploma/degree	<b>1,450</b>	<b>50.1%</b>

## Income

Median personal income, before taxes (population aged 15+)	<b>\$33,152.00</b>	
Median household income, before taxes	<b>\$71,270.00</b>	
Individuals in low-income households (based on LIM-AT)	<b>745</b>	<b>13.2%</b>

## Home Ownership (Own vs. Rent)

Owner households	<b>1,830</b>	<b>83.2%</b>
Tenant households	<b>370</b>	<b>16.8%</b>

## Unaffordable Housing

### (Spending 30% or More of Income on Housing)

Owner households with unaffordable shelter costs	<b>12.0%</b>
Tenant households with unaffordable shelter costs	<b>38.4%</b>

## Labour Force Participation (Population Aged 15+)

In labour force (labour force participation rate)	<b>3,285</b>	<b>71.3%</b>
---	--------------	--------------

## Unemployment Rate (Population Aged 15+ in Labour Force)

Unemployed (unemployment rate)	<b>135</b>	<b>4.1%</b>
--------------------------------	------------	-------------

- [Community Improvement Plan](#)
- [Community Engagement Website – South Bruce Switchboard](#)
- [Asset Management](#)
- [Strategic Plan](#)
- [Official Plan](#)

# The Municipality of West Grey Community Safety & Well-Being Planning

THE MUNICIPALITIES OF BRUCE AND GREY



The Municipality of West Grey is set amongst tall pines, meandering rivers and pristine lakes—the perfect backdrop for raising a family and satisfying the spirit of exploration.

Three branches of the mighty Saugeen River wander through West Grey and host world-class fly fishing, canoe and kayak trips, and family-friendly camping. Visit our many parks and conservation areas to explore trails, old-growth pines and catch a glimpse of the many species of birds, butterflies and wildlife.

Strap on a pair of cross-country skis or lace up a pair of skates in the winter months. West Grey has two indoor ice rinks for figure skating and a robust minor hockey program that promotes skilled and fair play. Snowmobilers love West Grey for its many trails, rest areas and picturesque scenery. Stop in to warm up at any of the West Grey restaurants for home-made cooking and fellowship.

The Municipality of West Grey offers many essential services including water and sewer systems in Durham and Neustadt; infrastructure investment and maintenance; recycling and garbage pickup; recreation programming; libraries; and its own police and fire service.




There are many facilities to host meetings or large receptions. Visit the specialty shops to purchase tasty sweets or unique local art by some of the country's best who have made West Grey their home.

In West Grey, everyone is welcome and will feel immediately at home.

**Christine Robinson**  
Mayor of the Municipality of West Grey



## Community Safety & Well-Being **Local Initiatives**

-  [West Grey Committees and Boards](#)
-  [West Grey Police Service](#)
-  [West Grey Fire Department](#)

For more information, contact the Municipality at [519-369-2200](tel:519-369-2200)

Go Online:

[www.westgrey.com](http://www.westgrey.com)

## Population Distribution (▲ 1.9% since 2011)

Population in 2016	<b>12,518</b>	
Population aged 0 to 14	<b>1,910</b>	<b>15.3%</b>
Population aged 15 to 64	<b>7,710</b>	<b>61.6%</b>
Population aged 65+	<b>2,895</b>	<b>23.1%</b>
Population aged 85+	<b>285</b>	<b>2.3%</b>

## Immigration, Ethnocultural Diversity & Aboriginal Identity

Canadian citizens by birth	<b>11,265</b>	<b>92.0%</b>
Immigrants	<b>960</b>	<b>7.8%</b>
Non-permanent residents	<b>15</b>	<b>0.1%</b>
Identify as visible minority	<b>170</b>	<b>1.4%</b>
Identify as Aboriginal (First Nations, Métis, Inuk, other identities)	<b>255</b>	<b>2.1%</b>

## Educational Attainment (Population Aged 25-64)

Less than high school	<b>1,110</b>	<b>17.4%</b>
High school diploma or equivalent	<b>1,860</b>	<b>29.5%</b>
Postsecondary certificate/diploma/degree	<b>3,350</b>	<b>53.1%</b>

## Income

Median personal income, before taxes (population aged 15+)	<b>\$30,194.00</b>	
Median household income, before taxes	<b>\$63,450.00</b>	
Individuals in low-income households (based on LIM-AT)	<b>1,750</b>	<b>14.3%</b>

## Home Ownership (Own vs. Rent)

Owner households	<b>4,260</b>	<b>84.0%</b>
Tenant households	<b>815</b>	<b>16.1%</b>

## Unaffordable Housing

### (Spending 30% or More of Income on Housing)

Owner households with unaffordable shelter costs	<b>17.5%</b>
Tenant households with unaffordable shelter costs	<b>40.4%</b>

## Labour Force Participation (Population Aged 15+)

In labour force (labour force participation rate)	<b>6,675</b>	<b>64.5%</b>
---	--------------	--------------

## Unemployment Rate (Population Aged 15+ in Labour Force)

Unemployed (unemployment rate)	<b>405</b>	<b>6.1%</b>
--------------------------------	------------	-------------

## 📄 Strategic Vision Plan 2020-2022

The Strategic Vision Plan 2020-2022 was adopted by council following robust discussion, public consultation and community feedback. The goal was to discover priorities and concerns in the community in order to build a more vibrant West Grey. The plan has three pillars: work together; build a better future; and promote community.

## 📄 Official Plan

The Municipality of West Grey Official Plan is a long-term strategy for managing growth and development within the urban areas of the municipal boundaries.

## 📄 Community Improvement Program

The West Grey Community Improvement Plan (CIP) enables municipalities to develop policies and provide incentives targeting specific types of growth and investment. West Grey's CIP has been designed as a long-term strategy to revitalize the community and better utilize under-developed properties.

# The Town of Hanover Community Safety & Well-Being Planning

THE MUNICIPALITIES OF BRUCE AND GREY



**Council is committed to pursuing a progressive and prosperous future for our town – a future that protects those aspects of the community we value and enhances the quality of life for all residents.**

This collaborative plan is a living document that will improve access to services, enhance communication and information sharing and improve coordination between local government, agencies and organizations.

With the guidance of Bruce and Grey Counties, municipalities are taking a leadership role in defining and addressing priority risks in their community. A local approach to prevention and risk intervention will make our community safer and healthier.

This Plan will build on our assets and community strengths and will help all who value Hanover as their home.



**Sue Paterson**  
Mayor of the Town of Hanover

## Community Safety & Well-Being **Local Initiatives**

**Launch Pad Youth Activity and Technology Centre**  
(612 10<sup>th</sup> Street, Hanover, ON, N4N 1R9 - 519-506-6300)

**Salvation Army Food Bank**  
(711 10<sup>th</sup> Avenue, Hanover, ON, N4N 2P7 - 519-506-3450)  
Contact Captain Wendy CRABB  
([Wendy\\_Crabb@can.salvationarmy.org](mailto:Wendy_Crabb@can.salvationarmy.org)) or Captain Mark CRABB ([Mark\\_Crabb@can.salvationarmy.org](mailto:Mark_Crabb@can.salvationarmy.org))

**ReStore Hanover-Habitat for Humanity Grey Bruce**  
(1049 7<sup>th</sup> Ave, Hanover ON N4N 2K4 - 519-371-6776)

**Community Living – HARC**  
(521 11<sup>th</sup> Ave, Hanover ON, N4N 2S3 - 519-364-6100)

**Keystone Child Youth and Family Services**  
(524 13<sup>th</sup> Street, Hanover, ON, N4N 1Y4 - 519-364-9946)

**YMCA of Owen Sound Grey Bruce**  
(425 10<sup>th</sup> Street, Hanover, ON, N4N 1P8 - 519-364-3163)

**Hanover Family YMCA Child Care**  
(600 16<sup>th</sup> Ave, Hanover ON N4N 2Z8 - 519-364-4938)

**EarlyON Child and Family Centre**  
(515 9<sup>th</sup> Street, Hanover ON N4N 1M3 - 519-376-8808)

**Bruce Grey Mentorship**  
(504 10<sup>th</sup> St., Suite 2, Hanover ON N4N 1R1 - 519-506-5065)

**Canadian Mental Health Association**  
(290 10<sup>th</sup> Street, Hanover, ON, N4N 1P2 - 519-364-0184)

For more information, contact the Municipality at [519-364-2780](tel:519-364-2780)

Go Online:

[www.hanover.ca](http://www.hanover.ca)



## Population Distribution (▲ 2.6% since 2011)

Population in 2016	<b>7,688</b>	
Population aged 0 to 14	<b>1,185</b>	<b>15.4%</b>
Population aged 15 to 64	<b>4,435</b>	<b>57.7%</b>
Population aged 65+	<b>2,065</b>	<b>26.9%</b>
Population aged 85+	<b>385</b>	<b>5.0%</b>

## Immigration, Ethnocultural Diversity & Aboriginal Identity

Canadian citizens by birth	<b>6,930</b>	<b>94.5%</b>
Immigrants	<b>385</b>	<b>5.4%</b>
Non-permanent residents	-	-
Identify as visible minority	<b>90</b>	<b>1.2%</b>
Identify as Aboriginal (First Nations, Métis, Inuk, other identities)	<b>170</b>	<b>2.3%</b>

## Educational Attainment (Population Aged 25-64)

Less than high school	<b>655</b>	<b>18.0%</b>
High school diploma or equivalent	<b>1,260</b>	<b>34.7%</b>
Postsecondary certificate/diploma/degree	<b>1,720</b>	<b>47.4%</b>

## Income

Median personal income, before taxes (population aged 15+)	<b>\$29,906.00</b>	
Median household income, before taxes	<b>\$54,869.00</b>	
Individuals in low-income households (based on LIM-AT)	<b>1,155</b>	<b>15.8%</b>

## Home Ownership (Own vs. Rent)

Owner households	<b>2,055</b>	<b>61.6%</b>
Tenant households	<b>1,275</b>	<b>38.2%</b>

## Unaffordable Housing

### (Spending 30% or More of Income on Housing)

Owner households with unaffordable shelter costs	<b>11.2%</b>
Tenant households with unaffordable shelter costs	<b>52.7%</b>

## Labour Force Participation (Population Aged 15+)

In labour force (labour force participation rate)	<b>3,500</b>	<b>53.7%</b>
---	--------------	--------------

## Unemployment Rate (Population Aged 15+ in Labour Force)

Unemployed (unemployment rate)	<b>200</b>	<b>5.7%</b>
--------------------------------	------------	-------------

## Hanover Housing Group

(under oversight by YMCA of Owen Sound Grey Bruce) Contact Mardy MacArthur, Housing Stability Worker (519-372-5121, *mobile*).

## Community Drug & Alcohol Strategy

(formerly Grey Bruce Task Force on Crystal Meth & Other Drugs): We work together to improve the health and wellbeing of individuals, families and communities in Bruce and Grey counties by reducing substance-related harms. Contact Alison Govier, Coordinator (519-372-7880)

## Hanover Trails 'Eyes & Ears' Volunteer Program

Launched in May 2019, volunteers wear Town clothing and contact Parks, Recreation & Culture or the police with any concerns. In addition to the Trails Eyes and Ears initiative, Hanover Police Service have dedicated trail patrol hours between May and September. Contact Tom Karl, Manager of Parks & Recreation Facilities (519-364-2310 ext 2126, [tkarl@hanover.ca](mailto:tkarl@hanover.ca)) or Sherri Walden, Director of Parks, Recreation & Culture (519-364-2310 ext 2123, [swalden@hanover.ca](mailto:swalden@hanover.ca)).

## Hanover Fire Department Services

Contact Jeff Dentinger, Fire Chief ([jdentinger@hanover.ca](mailto:jdentinger@hanover.ca), 519-364-2780 ext 1239) or Rob Hagan, Fire Prevention Officer ([fpo@hanover.ca](mailto:fpo@hanover.ca), 519-364-2780 ext 1223). Programs include:

- Fire Inspections, Suppression and Investigation
- Alarmed for Life
- Fire Prevention Education
- Swimming Lesson Support Program
- Critical Incident Stress Team
- Motor Vehicle Collision and Medical Response
- Swift Water Rescue, Ice Water Rescue, High Angle Rescue, Search and Rescue

# The Town Saugeen Shores Community Safety & Well-Being Planning

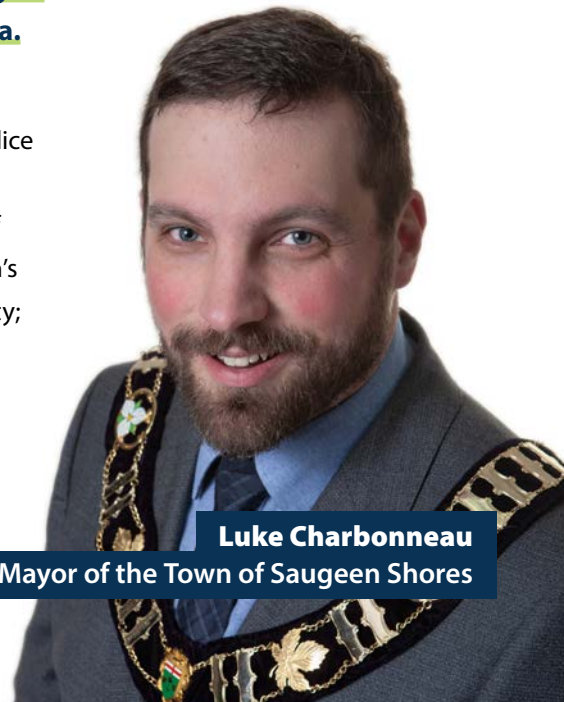
THE MUNICIPALITIES OF BRUCE AND GREY



**The Town of Saugeen Shores is the fastest-growing municipality in the region and ranked as one of the best places to live in Canada.**

With kilometres of waterfront and trails, Saugeen Shores is a vibrant and active community for all ages. We are fortunate to have our own local police service that prides itself on making Saugeen Shores a safe community to live, work and play. We are pleased to be a partner in the development of the Grey and Bruce Community Safety and Well-Being Plan. It is the Town's corporate mission to provide residents with a safe and healthy community; this plan will guide the community in accomplishing our mission.

For more information, I invite you to connect with the Town of Saugeen Shores on social media, [@SaugeenShoresON](#). Saugeen Shores Police Service are also active on social media, and regularly post safety messages and community updates. You can follow them on Twitter [@SSPSofficial](#) and on Facebook [@SSPSPolice](#).



**Luke Charbonneau**  
Mayor of the Town of Saugeen Shores

## Community Safety & Well-Being **Local Initiatives**

### **Attainable Housing Task Force**

A Task Force of community and council members are identifying opportunities to increase the range of housing to meet the needs for affordable housing in Saugeen Shores.

### **Community Watch Program**

Civilian members on patrol for unusual or criminal activities and report such incidents of suspicious activity to their local police service by cellular phones or radio for necessary police follow-up.

### **Saugeen Mobility and Regional Transit**

A transit service is provided for persons physically unable to climb 3 steps to board a conventional transit vehicle or physically unable to walk 175 meters unaided. A nominal fee is required.

### **#HeretoHelpGB – Here to Help Grey Bruce Campaign**

Saugeen Shores Police Service and other local police services have partnered with Canadian Mental Health and Addiction Service, Bruce Grey Child and Family Services, 2-1-1, Women's House Serving Bruce & Grey to reach kids, youth and women who are in abusive situations or feeling scared during this time of Covid-19 isolation.

### **Home and Community Support Services**

- Meals on Wheels
- Day Away Program

### **Saugeen Shores Family Services and Food Bank**

614 Barnes Avenue, Port Elgin 519-389-3942

For more information, contact the Municipality at [519-832-2008](tel:519-832-2008)

Go Online:

[www.saugeenshores.ca](http://www.saugeenshores.ca)

## Population Distribution (▲ 8.3% since 2011)

Population in 2016	13,715	
Population aged 0 to 14	1,975	14.4%
Population aged 15 to 64	8,390	61.2%
Population aged 65+	3,355	24.5%
Population aged 85+	375	2.7%

## Immigration, Ethnocultural Diversity & Aboriginal Identity

Canadian citizens by birth	11,970	89.1%
Immigrants	1,440	10.7%
Non-permanent residents	15	0.1%
Identify as visible minority	620	4.6%
Identify as Aboriginal (First Nations, Métis, Inuk, other identities)	425	3.2%

## Educational Attainment (Population Aged 25-64)

Less than high school	495	7.0%
High school diploma or equivalent	1,515	21.3%
Postsecondary certificate/diploma/degree	5,100	71.8%

## Income

Median personal income, before taxes (population aged 15+)	\$40,042.00	
Median household income, before taxes	\$87,916.00	
Individuals in low-income households (based on LIM-AT)	1,255	9.3%

## Home Ownership (Own vs. Rent)

Owner households	4,785	79.4%
Tenant households	1,245	20.7%

## Unaffordable Housing

### (Spending 30% or More of Income on Housing)

Owner households with unaffordable shelter costs	11.2%
Tenant households with unaffordable shelter costs	43.5%

## Labour Force Participation (Population Aged 15+)

In labour force (labour force participation rate)	6,450	56.3%
---	-------	-------

## Unemployment Rate (Population Aged 15+ in Labour Force)

Unemployed (unemployment rate)	435	6.7%
--------------------------------	-----	------

## Town of Saugeen Shores – stay connected



### Corporate Strategic Plan

Saugeen Shores Corporate Mission is to provide residents with a safe and healthy community; and to guide the Town's future growth and development while providing municipal services and protecting our natural resources and assets in a sustainable manner.

### Saugeen Shores Police Services

Call 911 or Non-Emergency Line 519-832-2500

Our Vision is "To make Saugeen Shores the safest community in which to live, work and play".

### Saugeen Shores Police Service 2020 – 2022

Business Plan includes the following strategies:

- Community Patrol Strategy
- Crime Investigation Strategy
- Illicit Drug Investigation Strategy including Opioid Strategy
- Violent Crime Strategy
- Property Crime Strategy
- Youth Crime Strategy including High School Resource Officers, K.I.D.S Program
- Road Safety Strategy
- Victim Assistance Strategy

### Saugeen Shores Strong Economic Recovery Strategy

During the Covid-19 pandemic, Saugeen Shores reached out to businesses, local organizations and community stakeholders to develop an Economic Recovery Strategy.

### Transportation Master Plan

The 2020 Transportation Master Plan goals include: providing safe travel options; improving personal health; supporting a vibrant local economy; building a stronger sense of place; and ensuring environmental sustainability.

# The Town of South Bruce Peninsula Community Safety & Well-Being Planning

THE MUNICIPALITIES OF BRUCE AND GREY



## Everyone has a role to play in safety and well-being.

The Community Safety and Well-Being Plan outlines strategies and actions to improve the safety and well-being for everyone in South Bruce Peninsula and surrounding areas for the foreseeable future.

You have a place in our community. Whether you are looking to explore our extraordinary area to access recreational opportunities, or to move here and possibly set up your own business, you can find your “place” in the Town of South Bruce Peninsula. Town’s like ours work, because of the unique contributions of so many people and organizations that care about our community. Having an opportunity to live in such a pristine and beautiful environment carefully stewarded by others before us, gives you a sense of responsibility to “pay it forward”. By pitching in and doing what it takes, makes our community the best that it can be. That’s what keeps driving me and our Town Council forward along with so many incredible civic-minded individuals and groups in our area. As you find your sense of “place” in the Town of South Bruce Peninsula, we also hope that you will find that “sweet spot” in “getting and giving” that makes life on the Bruce so rich for us all.

Please visit us often, or better yet, make our beautiful community your home.



Janice Jackson  
Mayor of the Town of South  
Bruce Peninsula

## Community Safety & Well-Being **Local Initiatives**

Please visit the [Town of South Bruce Peninsula](#) to view information related to the following:

- [Accessibility](#)
- [Committees and Local Boards](#)
- [Community Organizations](#)
- [Fire and Emergency Services](#)
- [Healthcare](#)
- [Novel Coronavirus \(COVID19\)](#)
- [Places of Worship](#)
- [Senior and Youth Services](#)
- [Social Services](#)
- [Staff Directory \(Contact Us\)](#)
- [Volunteering](#)
- [Bruce Peninsula Association for Community Living](#)
- [Bruce Peninsula Hospice](#)
- [The Bruce Peninsula Safe Communities Committee](#)  
Contact: [terry.bell@southbrucepeninsula.com](mailto:terry.bell@southbrucepeninsula.com)  
Received its accreditation from Parachute Canada in May of 2017. The designation indicates a publicly articulated commitment to work towards a safer locality for all.
- [Council on Aging Grey Bruce](#)
- [EarlyON Child and Family Centre-Wiarton](#)  
Contact: [EarlyONWiarnton@brucecounty.on.ca](mailto:EarlyONWiarnton@brucecounty.on.ca)  
**Elderly Person Centre:** Contact: [karen.neerhof@southbrucepeninsula.com](mailto:karen.neerhof@southbrucepeninsula.com)  
The Sauble Beach Community Centre, designated as a Senior Centre has entered into an agreement with the [Sauble Sandpipers](#), who run a variety of programs.
- [Home and Community Support Services of Grey Bruce-Bruce Peninsula](#)
- [Victim Services Bruce Grey Perth](#)
- [Wiarnton Salvation Army](#)

For more information, contact the Municipality at [519-534-1400](tel:519-534-1400) **Go Online:**

[www.southbrucepeninsula.com](http://www.southbrucepeninsula.com)

## Population Distribution (0.0% change since 2011)

Population in 2016	<b>8,416</b>	
Population aged 0 to 14	<b>1,025</b>	<b>12.2%</b>
Population aged 15 to 64	<b>4,815</b>	<b>57.2%</b>
Population aged 65+	<b>2,570</b>	<b>30.5%</b>
Population aged 85+	<b>320</b>	<b>3.8%</b>

## Immigration, Ethnocultural Diversity & Aboriginal Identity

Canadian citizens by birth	<b>7,580</b>	<b>92.7%</b>
Immigrants	<b>600</b>	<b>7.3%</b>
Non-permanent residents	<b>10</b>	<b>0.1%</b>
Identify as visible minority	<b>110</b>	<b>1.3%</b>
Identify as Aboriginal (First Nations, Métis, Inuk, other identities)	<b>345</b>	<b>4.2%</b>

## Educational Attainment (Population Aged 25-64)

Less than high school	<b>580</b>	<b>14.2%</b>
High school diploma or equivalent	<b>1,180</b>	<b>28.9%</b>
Postsecondary certificate/diploma/degree	<b>2,325</b>	<b>57.0%</b>

## Income

Median personal income, before taxes (population aged 15+)	<b>\$29,388.00</b>	
Median household income, before taxes	<b>\$57,766.00</b>	
Individuals in low-income households (based on LIM-AT)	<b>1,365</b>	<b>16.7%</b>

## Home Ownership (Own vs. Rent)

Owner households	<b>3,075</b>	<b>82.2%</b>
Tenant households	<b>670</b>	<b>17.9%</b>

## Unaffordable Housing

### (Spending 30% or More of Income on Housing)

Owner households with unaffordable shelter costs	<b>18.4%</b>
Tenant households with unaffordable shelter costs	<b>57.7%</b>

## Labour Force Participation (Population Aged 15+)

In labour force (labour force participation rate)	<b>3,665</b>	<b>51.0%</b>
---	--------------	--------------

## Unemployment Rate (Population Aged 15+ in Labour Force)

Unemployed (unemployment rate)	<b>225</b>	<b>5.8%</b>
--------------------------------	------------	-------------

Please visit the [Town of South Bruce Peninsula](#) for a [comprehensive list](#) of our municipal plans, reports, studies and services.

[Corporate Strategic Plan](#) provides the long-range guidance that enables the Town to advance priorities, strengthen municipal operations, identify key performance outcomes, and allocate the resources required to pursue implementation.

[Community Improvement Plan \(CIP\)](#) helps the Town to map out priorities and direction for local improvements to local communities.

Emergency Planning includes looking at our community and assessing hazards and consequences. An [Emergency Management Plan](#) has been prepared and adopted by Council.

[Parks, Recreation and Culture Master Plan](#) provides guidance to Council, staff and community stakeholders who deliver leisure services in South Bruce Peninsula. It contains 30 recommendations to guide the Town to 2029.

The Town of South Bruce Peninsula's [Official Plan](#) describes how land in our community should be used. The [Zoning By-law](#) for the Town of South Bruce Peninsula controls the use of land in our community.

[Road Needs Study and Sidewalk Condition Assessment](#) provides an inventory and condition appraisal of the Town's road and sidewalk networks, prioritizing the replacement needs of the Town's roads.

# The Town of The Blue Mountains Community Safety & Well-Being Planning

THE MUNICIPALITIES OF BRUCE AND GREY



The Town of The Blue Mountains is a premier tourist destination with a unique combination of rural and urban communities and a rich agricultural history.

Our community is rapidly expanding as families continue to relocate to our area to enjoy the many benefits we have to offer. Amidst an ever-changing environment, The Blue Mountains is committed to preserving the safety and well-being of our community and we view the Community Safety and Well-Being Plan as an important component of that commitment. We are stronger together and we will continue to engage our residents, local businesses and community partners in our efforts to build a safe and sustainable future.



**Alar Soever**  
Mayor of the Town of The Blue Mountains

## Community Safety & Well-Being **Local Initiatives**

📄 **RABIT Task Force:** Solutions for rural access to broadband internet services in The Blue Mountains

📄 **Community Recovery Task Force:** To coordinate and implement recovery and relief efforts related to the COVID-19 pandemic

📄 **Youth Friendly Designation:** Silver Designation for the Town's commitment to supporting youth within our community

📄 **Beaver Valley Outreach (BVO):** A range of valuable programs and vital services to families, children, youth and seniors in our community

📄 **Bicycle Friendly Community Designation:** Share the Road Cycling Coalition initiatives that promote the safe use of our roadways, inc. 📄 **Share the Road**

📄 **Events for Life Centre:** Opportunities for individuals with special needs to build life skills, live independently and engage in leisure and social activities within the community

📄 **Blue Mountains Public Library:** The library provides a wide range of programming for people of all ages and abilities and the Craighleith Heritage Depot branch of the library offers a window into our local history through its many exhibits and archives

### Minor Sports Opportunities

📄 **Beaver Valley Athletic Association**

📄 **Blue Mountains Soccer Club**

📄 **Tomahawk Golf Course**

For more information, contact the Municipality at [519-599-3131](tel:519-599-3131)

Go Online:

[www.thebluemountains.ca](http://www.thebluemountains.ca)

## Population Distribution (▲ 8.9% since 2011)

Population in 2016	<b>7,025</b>	
Population aged 0 to 14	<b>655</b>	<b>9.3%</b>
Population aged 15 to 64	<b>4,025</b>	<b>57.3%</b>
Population aged 65+	<b>2,345</b>	<b>33.4%</b>
Population aged 85+	<b>255</b>	<b>3.6%</b>

## Immigration, Ethnocultural Diversity & Aboriginal Identity

Canadian citizens by birth	<b>6,105</b>	<b>88.0%</b>
Immigrants	<b>815</b>	<b>11.8%</b>
Non-permanent residents	<b>15</b>	<b>0.2%</b>
Identify as visible minority	<b>100</b>	<b>1.4%</b>
Identify as Aboriginal (First Nations, Métis, Inuk, other identities)	<b>105</b>	<b>1.5%</b>

## Educational Attainment (Population Aged 25-64)

Less than high school	<b>160</b>	<b>4.7%</b>
High school diploma or equivalent	<b>845</b>	<b>24.9%</b>
Postsecondary certificate/diploma/degree	<b>2,395</b>	<b>70.5%</b>

## Income

Median personal income, before taxes (population aged 15+)	<b>\$38,063.00</b>	
Median household income, before taxes	<b>\$78,490.00</b>	
Individuals in low-income households (based on LIM-AT)	<b>785</b>	<b>11.3%</b>

## Home Ownership (Own vs. Rent)

Owner households	<b>2,780</b>	<b>85.0%</b>
Tenant households	<b>490</b>	<b>15.0%</b>

## Unaffordable Housing

### (Spending 30% or More of Income on Housing)

Owner households with unaffordable shelter costs	<b>19.8%</b>
Tenant households with unaffordable shelter costs	<b>41.5%</b>

## Labour Force Participation (Population Aged 15+)

In labour force (labour force participation rate)	<b>3,520</b>	<b>53.4%</b>
---	--------------	--------------

## Unemployment Rate (Population Aged 15+ in Labour Force)

Unemployed (unemployment rate)	<b>165</b>	<b>4.7%</b>
--------------------------------	------------	-------------

## Please explore the following plans:

### [Corporate Strategic Plan 2020 – 2024](#)

Outlines The Blue Mountains' Vision, Mission and Values as well as the various plans being implemented by the municipality.

### [Integrated Community Sustainability Plan](#)

This Plan will be a community driven, long-term plan to help us realize community sustainability objectives within environmental, cultural, social and economic dimensions of our identity and is expected to be completed in 2022.

### [Fire Master Plan](#)

This plan will guide long-term delivery of the Town's fire protection services to ensure we are able to meet future needs of our growing community and is expected to be completed in 2021.

### [Communications Strategy](#)

The five-year Communications Strategy is being developed in partnership with the Town's [Community Communications Advisory Committee](#) and is expected to be completed by then end of 2020.

### [Comprehensive Transportation Master Plan](#)

This plan will include active transportation, public transit, parking inventories and a vision for the Highway 26 corridor and is scheduled to be completed in 2022.

### [Economic Development Strategy](#)

The five-year Strategy is being developed in partnership with the Town's [Economic Development Advisory Committee](#) is expected to be completed by then end of 2020.

# The Township of Chatsworth Community Safety & Well-Being Planning


THE MUNICIPALITIES OF BRUCE AND GREY



The Township of Chatsworth is located in the heart of picturesque Grey County.

Chatsworth boasts the beauty of many rivers and streams, rolling hills, forests, scenic falls, inland lakes and the Niagara Escarpment. Rural and rustic in nature, it is the home of some of the most photographic views.

The Township of Chatsworth is pleased to participate in the Community Safety and Well-Being Plan to ensure our residents are safe and healthy. We wish to thank all of our community partners in achieving community well-being through Grey-Bruce.



**Scott Mackey**  
Mayor of the Township of Chatsworth

## Community Safety & Well-Being **Local Initiatives**

**Adopt A Road Program:** The Township of Chatsworth has just recently updated its Adopt A Road program. This is a public service program for volunteers to pick up litter along a designated roadway. Signage is erected along the roadway to recognize their efforts.

- [Emergency Response Plan](#)
- [Chatsworth Clubs and Organizations](#)
- [Chatsworth Community Directory](#)
- [Recreation Facilities](#)

For more information, contact the Municipality at [519-794-3232](tel:519-794-3232)

Go Online:

[www.chatsworth.ca](http://www.chatsworth.ca)



## Population Distribution (▲ 3.0% since 2011)

Population in 2016	<b>6,630</b>	
Population aged 0 to 14	<b>1,115</b>	<b>16.8%</b>
Population aged 15 to 64	<b>4,145</b>	<b>62.5%</b>
Population aged 65+	<b>1,370</b>	<b>20.7%</b>
Population aged 85+	<b>130</b>	<b>2.0%</b>

## Immigration, Ethnocultural Diversity & Aboriginal Identity

Canadian citizens by birth	<b>6,030</b>	<b>92.1%</b>
Immigrants	<b>505</b>	<b>7.7%</b>
Non-permanent residents	<b>10</b>	<b>0.2%</b>
Identify as visible minority	<b>90</b>	<b>1.4%</b>
Identify as Aboriginal (First Nations, Métis, Inuk, other identities)	<b>200</b>	<b>3.1%</b>

## Educational Attainment (Population Aged 25-64)

Less than high school	<b>540</b>	<b>16.2%</b>
High school diploma or equivalent	<b>945</b>	<b>28.3%</b>
Postsecondary certificate/diploma/degree	<b>1,860</b>	<b>55.7%</b>

## Income

Median personal income, before taxes (population aged 15+)	<b>\$29,540.00</b>	
Median household income, before taxes	<b>\$66,202.00</b>	
Individuals in low-income households (based on LIM-AT)	<b>1,260</b>	<b>19.3%</b>

## Home Ownership (Own vs. Rent)

Owner households	<b>2,285</b>	<b>89.6%</b>
Tenant households	<b>260</b>	<b>10.2%</b>

## Unaffordable Housing

### (Spending 30% or More of Income on Housing)

Owner households with unaffordable shelter costs	<b>25.7%</b>
Tenant households with unaffordable shelter costs	<b>30.0%</b>

## Labour Force Participation (Population Aged 15+)

In labour force (labour force participation rate)	<b>3,525</b>	<b>64.9%</b>
---	--------------	--------------

## Unemployment Rate (Population Aged 15+ in Labour Force)

Unemployed (unemployment rate)	<b>190</b>	<b>5.4%</b>
--------------------------------	------------	-------------

## Corporate Strategic Plan

Adopted in 2017, the Strategic Plan sets out the priorities of Council for the next few years. The 2017 plan included a conversation café wherein over 80 residents participated.

## Recreation Master Plan

The Recreation Master Plan was adopted in December, 2018 and outlines the priorities with respect to parks and recreation facilities throughout the municipality. A community task force was established to create the master plan and includes the recommendation to build a new community recreation hub.

## The Communications Plan

**Chatting Up Chatsworth** seeks to improve communications throughout the Township by establishing a coordinated approach to reach a greater audience. Council and Staff are committed to establishing and maintaining effective two-way communication with residents, ratepayers, local businesses, community groups and visitors.


# The Township of Georgian Bluffs Community Safety & Well-Being Planning

THE MUNICIPALITIES OF BRUCE AND GREY



Further to the Township of Georgian Bluffs' Vision Statement, Georgian Bluffs is a scenic, growing oasis, prioritizing quality of life through opportunity, beauty and nature.

From rolling acres, to breath taking scenescapes, to friendly community villages, we are a Township with endless opportunities for people at all stages of life, from young families to seniors alike. We hope to further increase quality of life within the Township by working with our residents to determine community safety initiatives and a Community Safety and Well-Being Plan that identifies priorities in our area. The safety of our community, and further the Grey Bruce region, is our top priority. With the collaboration of our peers and feedback of our community, we will ensure Georgian Bluffs remains a safe, beautiful space for our residents to live, work and play for generations to come.



**Dwight Burley**  
Mayor of the Township of Georgian Bluffs

## Community Safety & Well-Being **Local Initiatives**

 [Play Bruce Grey](#)

 [Crimestoppers Grey Bruce](#)

For more information, contact the Municipality at [519-376-2729](tel:519-376-2729)

Go Online:

[www.georgianbluffs.ca](http://www.georgianbluffs.ca)

### Population Distribution (▲ 0.7% since 2011)

Population in 2016	<b>10,479</b>	
Population aged 0 to 14	<b>1,460</b>	<b>13.9%</b>
Population aged 15 to 64	<b>6,655</b>	<b>63.5%</b>
Population aged 65+	<b>2,365</b>	<b>22.6%</b>
Population aged 85+	<b>155</b>	<b>1.5%</b>

### Immigration, Ethnocultural Diversity & Aboriginal Identity

Canadian citizens by birth	<b>9,720</b>	<b>93.2%</b>
Immigrants	<b>695</b>	<b>6.7%</b>
Non-permanent residents	<b>15</b>	<b>0.1%</b>
Identify as visible minority	<b>130</b>	<b>1.2%</b>
Identify as Aboriginal (First Nations, Métis, Inuk, other identities)	<b>230</b>	<b>2.2%</b>

### Educational Attainment (Population Aged 25-64)

Less than high school	<b>590</b>	<b>10.7%</b>
High school diploma or equivalent	<b>1,485</b>	<b>27.0%</b>
Postsecondary certificate/diploma/degree	<b>3,435</b>	<b>62.3%</b>

### Income

Median personal income, before taxes (population aged 15+)	<b>\$35,810.00</b>	
Median household income, before taxes	<b>\$77,861.00</b>	
Individuals in low-income households (based on LIM-AT)	<b>965</b>	<b>9.3%</b>

### Home Ownership (Own vs. Rent)

Owner households	<b>3,925</b>	<b>92.2%</b>
Tenant households	<b>335</b>	<b>7.9%</b>

### Unaffordable Housing

#### (Spending 30% or More of Income on Housing)

Owner households with unaffordable shelter costs	<b>12.3%</b>
Tenant households with unaffordable shelter costs	<b>39.4%</b>

### Labour Force Participation (Population Aged 15+)

In labour force (labour force participation rate)	<b>5,470</b>	<b>61.0%</b>
---	--------------	--------------

### Unemployment Rate (Population Aged 15+ in Labour Force)

Unemployed (unemployment rate)	<b>285</b>	<b>5.2%</b>
--------------------------------	------------	-------------

 [Strategic Plan](#)

 [Recreation and Trails Master Plan](#)

 [Facilities and Recreation](#)

 [Emergency Plan](#)

# The Township of Huron-Kinloss Community Safety & Well-Being Planning

THE MUNICIPALITIES OF BRUCE AND GREY



**The Community Safety and Well-being Planning for the Communities of Bruce and Grey is an initiative in which the Township of Huron-Kinloss is proudly participating.**

The Township of Huron-Kinloss has always been committed to the safety and well-being of our residents, and the proactive approach of this planning process will help us continue to build upon our already well-focused strategies. Founding new working partnerships and continued investment in efforts that provide social development and prevention will help us to reduce the need for incident response in the future.


On behalf of Council, staff and our residents, I extend thanks to the over 50 community partners who have collaborated on the Community Safety and Well-being Planning project. Together, we will have contributed to the development of a plan that, will provide a healthier and safer future for community.





**Mitch Twolan**  
Mayor of the Township of Huron-Kinloss

## Community Safety & Well-Being **Local Initiatives**

### **Police Services Board**

Responsible for the provision of adequate and effective police services in the municipality, the Township of Huron-Kinloss'  **Police Services Board** determines objectives and priorities for police services in consultation with the detachment commander.

### **Southern Bruce County Safe Communities Committee**

 **The Southern Bruce County Safe Communities Committee** is a non-profit organization made up of local officials and community members who are dedicated to promoting injury prevention and safety promotion locally. It represents the municipalities of Arran-Elderslie, Brockton, Huron-Kinloss, Kincardine, Saugeen Shores and South Bruce. In June of 2019, this region was designated one of Canada's "Safe Communities" by  **Parachute Canada**, a national charity dedicated to injury prevention.

For more information, contact the Municipality at [519-395-3735](tel:519-395-3735)

Go Online:

[www.huronkinloss.com](http://www.huronkinloss.com)

## Population Distribution (▲ 4.1% since 2011)

Population in 2016	7,069	
Population aged 0 to 14	1,285	18.2%
Population aged 15 to 64	4,175	59.1%
Population aged 65+	1,615	22.8%
Population aged 85+	220	3.1%

## Immigration, Ethnocultural Diversity & Aboriginal Identity

Canadian citizens by birth	6,375	92.8%
Immigrants	485	7.1%
Non-permanent residents	10	0.1%
Identify as visible minority	75	1.1%
Identify as Aboriginal (First Nations, Métis, Inuk, other identities)	100	1.5%

## Educational Attainment (Population Aged 25-64)

Less than high school	515	15.1%
High school diploma or equivalent	835	24.5%
Postsecondary certificate/diploma/degree	2,065	60.6%

## Income

Median personal income, before taxes (population aged 15+)	\$34,197.00	
Median household income, before taxes	\$75,456.00	
Individuals in low-income households (based on LIM-AT)	1,210	17.6%

## Home Ownership (Own vs. Rent)

Owner households	2,395	86.3%
Tenant households	385	13.9%

## Unaffordable Housing

### (Spending 30% or More of Income on Housing)

Owner households with unaffordable shelter costs	16.3%
Tenant households with unaffordable shelter costs	45.3%

## Labour Force Participation (Population Aged 15+)

In labour force (labour force participation rate)	3,445	61.7%
---	-------	-------

## Unemployment Rate (Population Aged 15+ in Labour Force)

Unemployed (unemployment rate)	185	5.4%
--------------------------------	-----	------

## Strategic Plan

Our Future Huron-Kinloss Sustainability and Strategic Plan outlines the Township's core objectives and directs the delivery of services and alignment of resources

## The Hub

The Hub is our innovative business incubator located in the heart of Ripley which is an integral component in the support of economic attraction, retention and sustainability.

## Community Improvement Plan and Downtown Improvement Programs

Huron-Kinloss' Community Improvement Plan (CIP) coupled with the Township's robust Downtown Improvement Program Funding Opportunities, provides local entrepreneurs support for business improvements that influence multiple facets associated with a resident's perception of community safety and well-being.

## Economic Development Action Plan

The Economic Development Action Plan, provides the Huron-Kinloss with an increased understanding of how to deliver services with better efficiency

## Multi-Year Accessibility Plan

The Multi-Year Accessibility Plan is our commitment to be welcoming and inclusive to all members of society

## Emergency Management Response Plan

The Emergency Management Response Plan is an integral part of managing emergencies.

# The Township of Southgate Community Safety & Well-Being Planning


THE MUNICIPALITIES OF BRUCE AND GREY



The Township of Southgate is the gateway into Grey County, being the first community you enter as you are welcomed from the south.

We have a wealth of opportunities for everyone with our rich agricultural lands, commercial and industrial businesses and a rapidly growing residential community. We have a diverse population that is hard working and creative that call Southgate their home because of the open space and rural charm.

Southgate is committed to ensuring and maintaining a safe and healthy community for all of our residents. That is why a Community Safety and Well-Being Plan is being developed with the engagement of our residents. This plan will help keep Southgate a safe, healthy and secure community for today, tomorrow and the future generations to enjoy and embrace our community as much as we do.





**John Woodbury**  
Mayor of the Township of Southgate


## Community Safety & Well-Being **Local Initiatives**

### **Southgate Recreation Advisory Committee:**

The Recreation Advisory Committee was established by Council to provide guidance to Council and to make recommendations on recreation initiatives and programs in the Township of Southgate.

 **Seniors Advisory Committee:** The Seniors Advisory Committee was established by Council to represent our seniors' perspectives on municipal and other key seniors' issues (i.e. transportation, affordability, parks, cultural, and recreation services, and service delivery). As well as provide a voice for our seniors, exchanging information about current issues and emerging concerns and much more.

 **Youth Action Committee (YAC):** YAC works towards creating a positive environment for youth in our community to be empowered, use their voices, and create meaningful change. This committee was created as a strategy to support our Library and Recreation staff to develop programming for all ages within our community.

 **South East Grey Community Health Centre:** Southgate is working with this non-profit organization as an initiative to improve community health services as well as support programs they deliver for Seniors to keep active and families in need that have been well received in Southgate.

Other initiatives include investing in facilities to create drop-in centers and sport courts for seniors and youth to gather or participate in programs. We are continually developing with Community Partners inclusionary programs and services for our growing and diverse community.

For more information, contact the Municipality at [519-923-2110](tel:519-923-2110)

Go Online:

[www.southgate.ca](http://www.southgate.ca)

## Population Distribution (▲ 2.3% since 2011)

Population in 2016	<b>7,354</b>	
Population aged 0 to 14	<b>1,460</b>	<b>19.9%</b>
Population aged 15 to 64	<b>4,865</b>	<b>66.1%</b>
Population aged 65+	<b>1,030</b>	<b>14.0%</b>
Population aged 85+	<b>90</b>	<b>1.2%</b>

## Immigration, Ethnocultural Diversity & Aboriginal Identity

Canadian citizens by birth	<b>6,710</b>	<b>91.3%</b>
Immigrants	<b>635</b>	<b>8.6%</b>
Non-permanent residents	-	-
Identify as visible minority	<b>115</b>	<b>1.6%</b>
Identify as Aboriginal (First Nations, Métis, Inuk, other identities)	<b>110</b>	<b>1.5%</b>

## Educational Attainment (Population Aged 25-64)

Less than high school	<b>1,090</b>	<b>28.1%</b>
High school diploma or equivalent	<b>1,045</b>	<b>26.9%</b>
Postsecondary certificate/diploma/degree	<b>1,755</b>	<b>45.2%</b>

## Income

Median personal income, before taxes (population aged 15+)	<b>\$29,989.00</b>	
Median household income, before taxes	<b>\$67,959.00</b>	
Individuals in low-income households (based on LIM-AT)	<b>1,290</b>	<b>17.6%</b>

## Home Ownership (Own vs. Rent)

Owner households	<b>2,355</b>	<b>86.9%</b>
Tenant households	<b>355</b>	<b>13.1%</b>

## Unaffordable Housing

### (Spending 30% or More of Income on Housing)

Owner households with unaffordable shelter costs	<b>24.0%</b>
Tenant households with unaffordable shelter costs	<b>35.8%</b>

## Labour Force Participation (Population Aged 15+)

In labour force (labour force participation rate)	<b>4,090</b>	<b>69.4%</b>
---	--------------	--------------

## Unemployment Rate (Population Aged 15+ in Labour Force)

Unemployed (unemployment rate)	<b>210</b>	<b>5.1%</b>
--------------------------------	------------	-------------

## Asset Management Plan

The main objective of this asset management plan is to use the Township's best available information to develop a comprehensive long-term plan for capital assets. In addition, the plan should provide sound methodologies and support in order to improve the accuracy of the plan on a go forward basis.

## Community Profile

The Municipality's Community Profile is a living document updated as changes occur in the community. There are 13 chapters of information on Southgate in the Community Profile.

## Township of Southgate Official Plan

The Southgate Official Plan was prepared in consultation with the community and other agencies such as the County of Grey and Conservation Authorities. Official Plans are required to be reviewed every 5 years. Southgate is currently reviewing its Official Plan.

## Community Improvement Plan

A Community Improvement Plan (CIP) is a tool where municipal planners and economic developers can work to develop policies and provide incentives targeting specific types of growth and investment. The Township of Southgate has identified a need for a Community Improvement Plan program to help promote development in Southgate.

## Parks and Recreation Master Plan

The purpose of the Master Plan for Parks and Recreation is to establish goals and objectives aimed at improving services to the residents of the Township of Southgate and adjacent communities. The needs and priorities related to the parks and recreation services, facilities, and related programming are to be assessed and the Master Plan will provide a blueprint for future improvements.

## 2019-2023 Southgate Community Action Plan

The Community Action Plan (CAP) is a document created to provide a strategic direction for the municipality through action items to achieve the goals outlined in the CAP report.

# End Notes

1. Smale, B., & Gao, M. (2018). Wellbeing in Bruce and Grey Counties: A Summary of Results from the CIW Community Wellbeing Survey. Waterloo, ON: Canadian Index of Wellbeing and the University of Waterloo. (Smale, 2018)

---

2. Smale, B. (June 2019). A Closer Look at CIW Community Wellbeing Survey Results for Bruce and Grey Counties. Owen Sound, ON.

---

3. The Municipalities of Bruce and Grey CSWBP Advisory Committee (2020). The Municipalities of Bruce and Grey CSWBP Community Engagement Survey Tabulated Results. Owen Sound, ON.

---

4. The Municipalities of Bruce and Grey CSWBP Advisory Committee (2020). The Municipalities of Bruce and Grey Community Safety and Well-Being Plan Indicator Report. Owen Sound, ON.
  - 4a. Crime Prevention
  - 4b. Emotional Violence, Bullying and Harassment
  - 4c. Community Belonging and Neighbourhood/Environment
  - 4d. Addictions/Substance Misuse
  - 4e. Mental Health
  - 4f. Housing and Homelessness
  - 4g. Poverty and Income

---

5. Ministry of the Solicitor General. (2017). Community Safety and Well-Being Planning Framework: A Shared Commitment in Ontario, Booklet 3, Version 2. Retrieved from: [www.mcscs.jus.gov.on.ca/sites/default/files/content/mcscs/docs/Booklet%203%20A%20Shared%20Commitment%20Final%20Dec%202018.pdf](http://www.mcscs.jus.gov.on.ca/sites/default/files/content/mcscs/docs/Booklet%203%20A%20Shared%20Commitment%20Final%20Dec%202018.pdf)

---

6. Grey Bruce Health Unit (2018). Grey Bruce Health Region - 2016 Census Profile. Owen Sound, ON.

---

7. Police Services Act (1990). Current – April 2020, part XI, Section 143.

---

8. Barclay, M. (2012). Reducing Alcohol Related Harm: Moving Towards a Culture of Moderation in Grey Bruce. Grey Bruce Health Unit: Owen Sound, Ontario.



## Disclaimer

The purpose of this document is to outline information that came to the attention of the consultant during Phase 1 of the Municipalities of Bruce and Grey Community Safety and Well-Being Planning (CSWBP) process and to offer comments and recommendations for consideration by the Municipalities of Bruce and Grey CSWBP Advisory Committee. The work has consisted of the inquiry, observation, comparison, and analysis of information provided by the Advisory Committee member organizations and other third-party individuals and entities.

---


## Third Party Reliance

Other than a responsibility to the Corporation of the County of Grey and the Corporation of the County of Bruce, Sarah Cowley and Alanna Leffley do not undertake responsibility in any way from reliance placed by a third party on this document. Any reliance placed is that party's sole responsibility. Any third party accessing the document acknowledges that it may not place reliance on the results and finding contained in this document. The Municipalities of Bruce and Grey CSWBP Advisory Committee is responsible for the decision to act on information that is contained in this document.

---

## Limitation

This document has been prepared by Sarah Cowley, of Sarah C Consulting with input from Alanna Leffley, of Alanna Leffley Consulting, for use by the Municipalities of Bruce and Grey Community Safety and Well-Being Planning Advisory Committee. Such work does not constitute an audit. Accordingly, we express no opinion on financial matters, internal control, or other information. The authors neither warrant nor represent that the information contained in this report is accurate, complete, sufficient or appropriate for use by any person or entity other than the Municipalities of Bruce and Grey CSWBP Advisory Committee, and the authors hereby expressly disclaim any and all responsibility or liability to any person or entity other than the Municipalities of Bruce and Grey CSWBP Advisory Committee in connection with their use of this report for future Phases of the CSWBP process.



**For more information,  
visit [cswbp-brucegrey.ca](https://cswbp-brucegrey.ca)**

**A SHARED COMMITMENT IN ONTARIO**

---

**Plan Prepared By**



**With Support From**

**ALANNA LEFFLEY  
CONSULTING**

**Referencing this Plan**

If referencing this Plan, the following citation should be used:

The Municipalities of Bruce and Grey  
CSWBP Advisory Committee (2020).

The Municipalities of Bruce and Grey  
Community Safety and Well-Being Plan.  
Owen Sound, ON.