





# Portable Fire Extinguishers

- You must have heat, fuel and oxygen for a fire to work. If you remove any of these the fire will go out.
- Water does not work on a grease/gas/oil/butter fire or electrical
- Flour or oily rags do not work as an extinguishing agent.
- A portable fire extinguisher is only designed for small fires. Last 20-40 seconds
- Portable fire extinguishers shall be checked monthly and inspected annually by a trained individual in accordance with the Ontario Fire Code and NFPA
- Portable fire extinguishers must be accessible – signs in large buildings show the location
- Use with your back to an exit
- Only use a portable fire extinguisher when you are trained to do so and are comfortable. No one will ever question you if you vacate the building, close doors and dial 911 from a safe location.
- Even after using a portable fire extinguisher **you should contact the fire department to ensure the fire is out** and that no lingering hot spots are present.
- STOP DROP AND ROLL if your clothes are on fire

<b>Fire Classification</b>	<b>Type of Fire</b>	<b>Extinguishing Agent</b>
Class A 	Wood, paper	Water or Powder
Class B 	Gas, oil, grease, butter, plastics	Powder
Class C 	Charged Electrical	Powder – CO2
Class D	Metals – Potassium, Sodium, Magnesium	Powder
Class K 	Commercial Kitchen System	Liquid

Prior to using choosing to use a portable fire extinguisher

- 1- Is this safe?
- 2- Has anyone contacted 911?
- 3- Do I need to remove those in danger prior to activating?
- 4- Have I closed the door(s)

**P- ULL the Pin**

**A- IM at the base of the fire**

**S- QUEEZE the handle**

**S-WEEP from side to side**

**For More information contact the Fire Prevention Office of the  
Owen Sound Fire and Emergency Services –  
519-376-2512 or visit [www.owensoundfireems.com](http://www.owensoundfireems.com)**